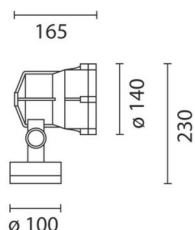


Last information update: May 2018

**Floodlight with base - RGB LED - Electronic 48-52Vdc - DMX512-RDM - Spot optic****Product code**
BV68**Technical description**

Direct light luminaire, designed to use single chip RGB LED lamps (Red, Green, Blue), a Spot optic and DMX512-RDM control with searching and addressing function. Installation in floors, walls and ceilings (with screw anchors). Consists of an optical assembly and a component holder base. Optical assembly, arm, base and frame are constructed in EN1706AC 46100LF aluminium alloy and painted. The painting process includes a multi-step, pre-treatment process, in which the main phases are degreasing, fluorozirconation (a protective surface film) and sealing (with a nano-structured silane layer). The painting stage consists of a primer and a liquid acrylic paint, cured at 150 °C, with a high level of weather and UV ray resistance. The 4 mm thick, tempered, sodium-calcium, closing glass is colourless, transparent and with custom grey silk-screen. It is secured with captive screws. The silicone seal has been subject to post-cooling treatment, in an oven, at 200°C. The optical assembly allows vertical and horizontal adjustments, with the possibility of locking the adjustment for aiming, and it has slots in the frame for rainwater drainage. Optics with plastic lenses Spot version. Circuit complete with 12 single chip RGB LEDs (n. 4 Red Green and Blue LEDs) and 48-52Vdc DMX512-RDM electronic control driver (control gear ordered separately). The device is fitted with two black polyamide PG11 cable glands, suitable for cables with a diameter between 6.5 and 11mm and it is supplied with two sections of cable 5x L=1100mm for through wiring (to be used for the DMX signal and for the 48Vdc control gear). All external screws used are made of A2 stainless steel. Complete with lamp.

Installation

The luminaire can be installed in floors, walls and in the ground with screw anchors, in the ground with an accessory peg and on branches with as special accessory.

Dimension (mm)
Ø140x165**Colour**
Black (04) | Grey (15)**Weight (Kg)**
1.5**Mounting**

external wall corner | internal wall corner | wall arm | ground surface | wall surface | ground spike | ceiling surface | free standing | pole-top


Wiring

48-52Vdc DMX512-RDM electronic driver. For the electrical connection there are 5-pole IP68 linear connectors (BZS6), a cap for the IP68 (BZQ7) connectors + 120 ohm resistance, a 5-pole Y connector for the connection between the DMX signal cable and the power supply cable (BZN7) and DIN 48V dc bar electronic ballasts to be ordered separately: 120W (BZ14), 240W (BZ15) and 480W (BZ16).

Notes

Complete with lamp. DMX specifications require the insertion of a 120 Ohm terminating resistor to be placed between the DATA+ and DATA- terminals of the last product in the line (BZQ7). If there is no DMX signal the product runs the dynamic colour sequence by default. Versions with DALI driver available on request.

Complies with EN60598-1 and pertinent regulations

**Product configuration: BV68****Product characteristics**

Total lighting output [Lm]: 478.8
Total power [W]: 19
Luminous efficacy [Lm/W]: 25.2
Life Time: 50,000h - L80 - B10 (Ta 25°C)
Number of optical assemblies: 1

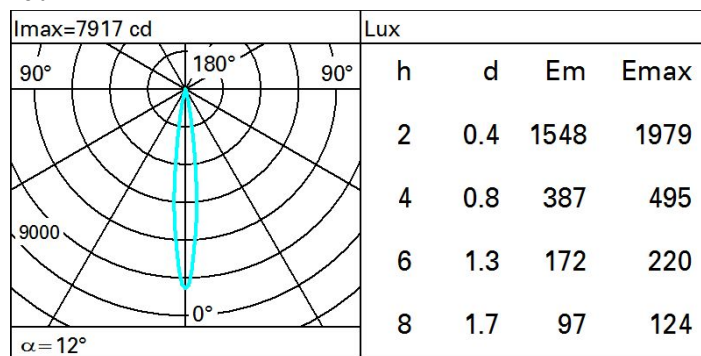
Total luminous flux at or above an angle of 90° [Lm]: 0
Emergency luminous flux [Lm]: /
Voltage [V]: -
Ambient temperature range: from -20°C to +35°C.

Optical assembly Characteristics Type 1

Light Output Ratio (L.O.R.) [%]: 76
Lamp code: LED
ZVEI Code: LED
Nominal power [W]: 11
Nominal luminous [Lm]: 630
Lamp maximum intensity [cd]: /
Beam angle [°]: 12°

Number of lamps for optical assembly: 1
Socket: /
Ballast losses [W]: 8
Colour temperature [K]: /
CRI: /
Wavelength [nm]: /
MacAdam Step: /

Polar



Isolux

