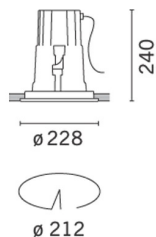


Last information update: May 2018



**Ceiling-mounted recessed luminaire with IP66 protection rating, large body, Neutral White COB Leds, adjustable Spot Optic**

**Product code**  
BV34

#### Technical description

Downlighter designed to use Neutral White COB Led lamps with an adjustable Spot optic. Consists of a round optical assembly, frame, output cable, and outer casing, to be ordered separately where necessary. The optical assembly and frame are made of EN1706AC 46100LF aluminium alloy and subjected to a multi-step, pre-treatment process, in which the main phases are degreasing, fluorozirconation (a protective surface film) and sealing (with a nano-structured silane layer). The next painting stage consists of a primer and a liquid acrylic paint, cured at 150°C, with a high level of weather and UV ray resistance. The tempered sodium-calcium sealing glass is transparent, with customised serigraphy on the edge, 4mm thick, joined to the frame with silicone. Complete with monochrome Neutral White COB LED circuit and an optic with a 99.93% polished super-pure aluminium reflector with a polished, anodized surface and built-in electronic ballast. Adjustable optic:  $\pm 20^\circ$  about the vertical axis and  $180^\circ$  about the horizontal plane. The adjustable versions have a system for aiming the optic using a tool even when the lamp is on, and a black-painted aluminium multi-groove ring. Supplied with an output cable L=1m long. Ceiling-mounting system consists of special A2 stainless steel screws complete with black aluminium alloy and plastic coupling supports. The frame comes complete with A2 stainless steel captive screws. There is a single tool (No. 3 Allen key) for opening the frame and for the fixing system. The outer casing for concrete ceilings is made of black-painted ready-galvanised sheet aluminium complete with an end cap and threaded bar, to be ordered separately. All external screws used are made of A2 stainless steel.

#### Installation

Recessed in false ceilings 5 - 60mm thick. Hole for preparation of false ceiling  $\varnothing=212$ mm. Installed on concrete ceilings using an outer casing, to be ordered separately.

#### Dimension (mm)

$\varnothing 228 \times 240$

#### Colour

Grey (15)

#### Weight (Kg)

1.3

#### Mounting

ceiling recessed

#### Wiring

Control gear complete with electronic ballast (220÷240Vac 50/60Hz)

#### Notes

Plastic adapter disk available for flush-mounting the frame on ceilings made of concrete exposed to view (can only be used with the product with aluminium frame, without the stainless cover). Products set up for installation of a stainless steel safety kit L=2000mm.

Complies with EN60598-1 and pertinent regulations



#### Product configuration: BV34

#### Product characteristics

Total lighting output [Lm]: 1404  
Total power [W]: 13.5  
Luminous efficacy [Lm/W]: 104  
Life Time: 100,000h - L80 - B10 (Ta 25°C)  
Ambient temperature range: from -20°C to +35°C.

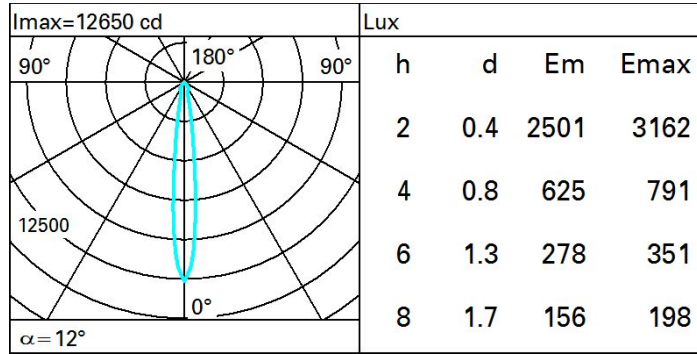
Total luminous flux at or above an angle of 90° [Lm]: 0  
Emergency luminous flux [Lm]: /  
Voltage [V]: -  
Life Time: 80,000h - L80 - B10 (Ta 40°C)  
Number of optical assemblies: 1

#### Optical assembly Characteristics Type 1

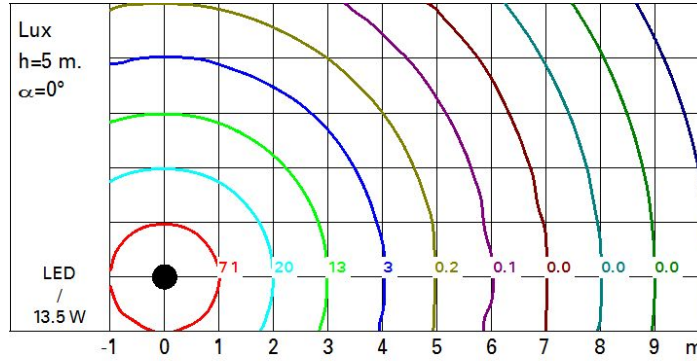
Light Output Ratio (L.O.R.) [%]: 78  
Lamp code: LED  
ZVEI Code: LED  
Nominal power [W]: 12  
Nominal luminous [Lm]: 1800  
Lamp maximum intensity [cd]: /  
Beam angle [°]: 12°

Number of lamps for optical assembly: 1  
Socket: /  
Ballast losses [W]: 1.5  
Colour temperature [K]: 4000  
CRI: 80  
Wavelength [Nm]: /  
MacAdam Step: 2

**Polar**



**Isolux**



**UGR diagram**

Corrected UGR values (at 1800 lm bare lamp luminous flux)											
Reflect.:		viewed crosswise					viewed endwise				
ceiling	cav	0.70	0.70	0.50	0.50	0.30	0.70	0.70	0.50	0.50	0.30
walls		0.50	0.30	0.50	0.30	0.30	0.50	0.30	0.50	0.30	0.30
work pl.		0.20	0.20	0.20	0.20	0.20	0.20	0.20	0.20	0.20	0.20
Room dim											
x	y										
2H	2H	12.7	14.5	13.1	14.8	15.1	12.7	14.5	13.1	14.8	15.1
	3H	12.7	13.8	13.0	14.1	14.4	12.6	13.8	13.0	14.1	14.4
	4H	12.6	13.5	12.9	13.9	14.2	12.6	13.5	12.9	13.9	14.2
	6H	12.5	13.4	12.9	13.8	14.1	12.5	13.4	12.9	13.7	14.1
	8H	12.4	13.4	12.8	13.7	14.1	12.4	13.4	12.8	13.7	14.1
	12H	12.3	13.4	12.8	13.7	14.1	12.3	13.4	12.7	13.7	14.1
4H	2H	12.6	13.5	12.9	13.9	14.2	12.6	13.5	12.9	13.9	14.2
	3H	12.3	13.4	12.8	13.7	14.1	12.3	13.4	12.8	13.7	14.1
	4H	12.2	13.3	12.6	13.7	14.1	12.2	13.3	12.6	13.7	14.1
	6H	12.0	13.3	12.4	13.8	14.2	12.0	13.3	12.4	13.8	14.2
	8H	11.9	13.4	12.3	13.8	14.3	11.9	13.4	12.3	13.8	14.3
	12H	11.7	13.4	12.2	13.8	14.3	11.7	13.4	12.2	13.8	14.3
8H	4H	11.9	13.4	12.3	13.8	14.3	11.9	13.4	12.3	13.8	14.3
	6H	11.8	13.2	12.3	13.6	14.2	11.8	13.2	12.3	13.6	14.2
	8H	11.8	12.9	12.3	13.4	13.9	11.8	12.9	12.3	13.4	13.9
	12H	11.9	12.6	12.4	13.1	13.6	11.9	12.6	12.4	13.1	13.6
12H	4H	11.7	13.4	12.2	13.8	14.3	11.7	13.4	12.2	13.8	14.3
	6H	11.8	12.9	12.3	13.4	13.9	11.8	12.9	12.3	13.4	13.9
	8H	11.9	12.6	12.4	13.1	13.6	11.9	12.6	12.4	13.1	13.6
Variations with the observer position at spacing:											
S =	1.0H	5.2 / -18.0					5.2 / -18.0				
	1.5H	8.0 / -19.6					8.0 / -19.6				
	2.0H	10.0 / -19.8					10.0 / -19.8				