


Last information update: May 2018



Wall-mounted floodlight - Neutral White - ST1C comfort street optic

Product code

BV15

Technical description

Outdoor wall-mounted luminaire with high, visual comfort downlight and a comfort, street optic, designed for use with LED lamps. The optical assembly and the pole attachment system are made of EN1706AC 46100LF aluminium alloy and subjected to a multi-step, pre-treatment process, in which the main phases are degreasing, fluorozirconation (a protective surface film) and sealing (with a nano-structured silane layer). The painting stage consists of a primer and a liquid acrylic paint, cured at 150 °C, with a high level of weather and UV ray resistance. 4 mm thick, transparent, sodium-calcium tempered glass closure, joined to the frame with silicone. The frame is secured to the optical assembly with two AISI 304 stainless steel, captive screws and an AISI 303 stainless steel hinged pin with a 50 Shore silicone gasket between them. The device can be adjusted vertically by +45°/-60° and 337° horizontally with a mechanical locking mechanism for precision aiming. The body and frame include slots for rainwater drainage. The product consists of a die-cast aluminium alloy base fitted with a PG 11, EPDM, double cable gland for pass-through wiring. Complete with circuit having Warm White monochrome LEDs and silver aluminium reflectors. Replaceable LEDs. Electronic control gear. Control gear, connected using quick-couplings and removed using clips. Driver with automatic internal temperature control system. Driver with 3 different operating profiles, no external control aids and fixed profiles at 100%, corresponding to three different lumen outputs. Profiles can be selected using microswitches. Replaceable control gear. There is no light dispersion into the upper hemisphere above this luminaire when it is in a horizontal position (in compliance with the strictest standards for the prevention of light pollution). All external screws are made of stainless steel.

Installation

Device can be mounted on walls or pavements (concrete, solid brick and natural stone) using the accessory installation kit (art. 5595), installed directly in the ground using the spike accessory or pole-mounted using the flange accessory (art. 1190). It can also be installed in the up-light position.

Dimension (mm)

270x195x162

Colour

Grey (15)

Weight (Kg)

2.2

Mounting

wall arm|wall surface|ground spike


Wiring

Luminaire with electromagnetic control gear fixed to the body by means of an aluminium plate and connected to the LED circuit with quick-couplings. Vin 220-240V ac / 50-60 Hz. Resistance to mains voltage peaks of up to 4KV (with varistor).

Notes

Fitting complete with lamp

Complies with EN60598-1 and pertinent regulations



Product configuration: BV15

Product characteristics

Total lighting output [Lm]: 2280
 Total power [W]: 23.8
 Luminous efficacy [Lm/W]: 95.8
 Life Time: 100,000h - L90 - B10 (Ta 25°C)
 Life Time: 100,000h - L90 - B10 (Ta 40°C)
 Ambient temperature range: from -20°C to +35°C.

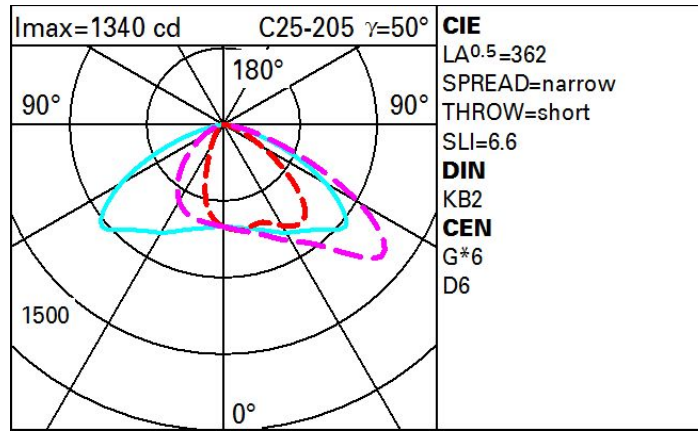
Total luminous flux at or above an angle of 90° [Lm]: 0
 Emergency luminous flux [Lm]: /
 Voltage [V]: -
 Life Time: 100,000h - L80 - B10 (Ta 25°C)
 Life Time: 100,000h - L80 - B10 (Ta 40°C)
 Number of optical assemblies: 1

Optical assembly Characteristics Type 1

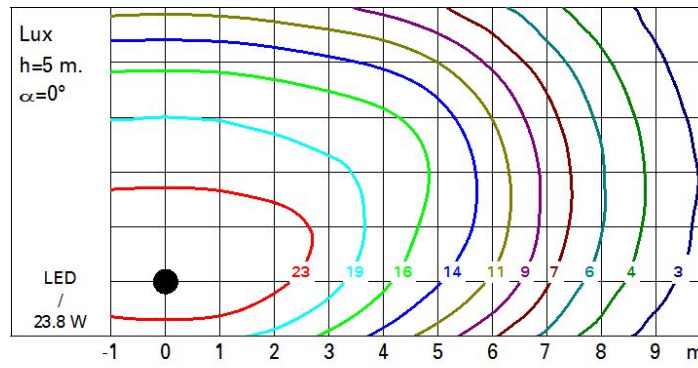
Light Output Ratio (L.O.R.) [%]: 100
 Lamp code: LED
 ZVEI Code: LED
 Nominal power [W]: /
 Nominal luminous [Lm]: /
 Lamp maximum intensity [cd]: /
 Beam angle [°]: /

Number of lamps for optical assembly: 1
 Socket: /
 Ballast losses [W]: 3.8
 Colour temperature [K]: 3000
 CRI: 70
 Wavelength [Nm]: /
 MacAdam Step: 5

Polar



Isolux



Utilisation factors

