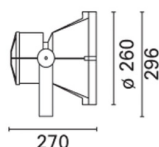


Last information update: May 2018

**Spotlight with bracket - Neutral White COB LED - Integrated electronic control gear dimm 1-10V - 50° Wide Flood optic****Product code**

BU92

**Technical description**

Spotlight designed to use Neutral White COB LED lamps and a wide flood optic. Can be installed at ground level, on walls (using screw anchors) and on pole mounting systems. Consists of an optic assembly, component box, glass-holder frame and bracket. The optical assembly, component box, and glass-holder frame are made of EN1706AC 46100LF aluminium alloy and subjected to a multi-step, pre-treatment process, in which the main phases are degreasing, fluorozirconation (a protective surface film) and sealing (with a nano-structured silane layer). The next painting stage consists of a primer and a liquid acrylic paint, cured at 150 °C, with a high level of weather and UV ray resistance. The 4 mm thick, tempered, sodium-calcium, closing glass is colourless, transparent and a seal is included. The 50/60 Shore A silicone seal is subjected to a post-curing treatment, in an oven, for 4 hours at 220 °C. The glass unit is fixed to the frame with silicone. The product comes complete with a neutral white colour, monochrome COB LED circuit, an optic with a 99.93% super-pure aluminium OPTIBEAM reflector with a polished, anodized surface and built-in electronic ballast. Zinc-coated stainless steel ballast holding plate; simplified extraordinary maintenance thanks to quick-coupling connectors between the control gear and the LED and the control gear and the wiring terminal block. Painted aluminium alloy box and rear cover, complete with spacers and captive screws. The floodlight can be adjusted by  $\pm 115^\circ$  in the vertical plane using a painted steel bracket, with a graduated scale showing  $10^\circ$  steps and mechanical stops to guarantee stable aiming of the beam of light. Horizontal aiming is performed using the holes and slots in the bracket. Access to the optical assembly is simpler thanks to a nickel-plated brass decompression valve which eliminates the product internal vacuum. Set up for pass-through wiring using a double M24x1.5 nickel-plated brass cable gland (suitable for cables with 7-16mm diameter). All external screws used are made of A2 stainless steel and are of the captive type. The luminaire technical characteristics conform to EN60598-1 standards and particular requirements.

**Installation**

The luminaire can be floor, ceiling or wall-mounted using the supporting bracket fixed with screw anchors (Fisher type or similar) for concrete, cement and solid brick or various other available accessories. It can also be installed on a MultiWoody or CityWoody pole system.

**Dimension (mm)**

Ø260x270

**Colour**

Grey (15)

**Weight (Kg)**

4.57

**Mounting**

wall arm|pole arm|ground surface|wall surface|ground anchored|wall bracket|ceiling surface|u-bracket|pole-top

**Wiring**

Control gear complete with a 1-10V dimmable electronic ballast (220-240V ac 50/60Hz) and quick-coupling terminals.

Complies with EN60598-1 and pertinent regulations

**Product configuration: BU92****Product characteristics**

Total lighting output [Lm]: 2961.7  
 Total power [W]: 28.4  
 Luminous efficacy [Lm/W]: 104.3  
 Life Time: 100,000h - L80 - B10 (Ta 25°C)  
 Ambient temperature range: from -20°C to +35°C.

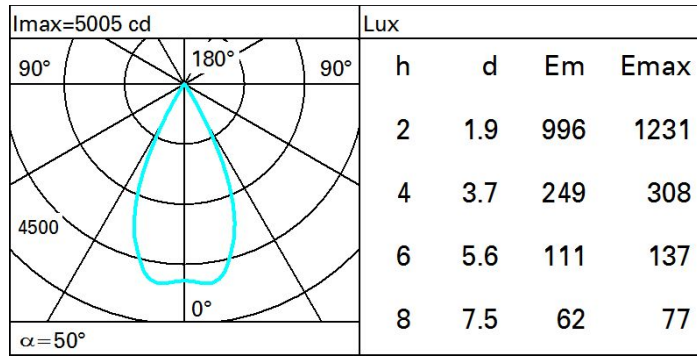
Total luminous flux at or above an angle of 90° [Lm]: 0  
 Emergency luminous flux [Lm]: /  
 Voltage [V]: -  
 Life Time: 100,000h - L80 - B10 (Ta 40°C)  
 Number of optical assemblies: 1

**Optical assembly Characteristics Type 1**

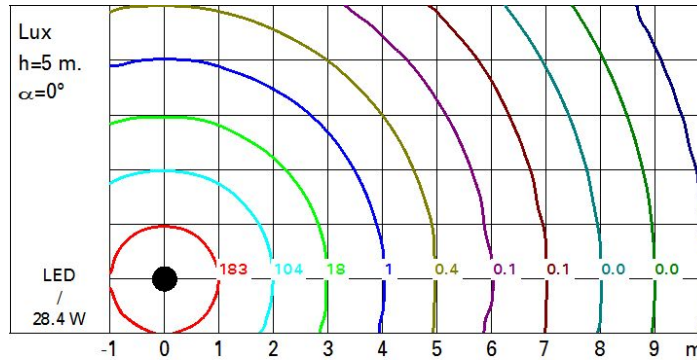
Light Output Ratio (L.O.R.) [%]: 78  
 Lamp code: LED  
 ZVEI Code: LED  
 Nominal power [W]: 24  
 Nominal luminous [Lm]: 3800  
 Lamp maximum intensity [cd]: /  
 Beam angle [°]: 50°

Number of lamps for optical assembly: 1  
 Socket: /  
 Ballast losses [W]: 4.4  
 Colour temperature [K]: 4000  
 CRI: 80  
 Wavelength [Nm]: /  
 MacAdam Step: 2

**Polar**



**Isolux**



**UGR diagram**

Corrected UGR values (at 3800 lm bare lamp luminous flux)											
Reflect.:		viewed crosswise					viewed endwise				
ceiling	cav	0.70	0.70	0.50	0.50	0.30	0.70	0.70	0.50	0.50	0.30
walls		0.50	0.30	0.50	0.30	0.30	0.50	0.30	0.50	0.30	0.30
work pl.		0.20	0.20	0.20	0.20	0.20	0.20	0.20	0.20	0.20	0.20
Room dim											
x	y										
2H	2H	9.8	10.3	10.0	10.5	10.7	9.8	10.3	10.0	10.5	10.7
	3H	9.6	10.1	9.9	10.4	10.6	9.6	10.1	9.9	10.4	10.6
	4H	9.6	10.0	9.9	10.3	10.6	9.6	10.0	9.9	10.3	10.6
	6H	9.5	9.9	9.8	10.2	10.5	9.5	9.9	9.8	10.2	10.5
	8H	9.5	9.9	9.8	10.2	10.5	9.5	9.8	9.8	10.2	10.5
	12H	9.4	9.8	9.8	10.1	10.5	9.4	9.8	9.8	10.1	10.5
4H	2H	9.6	10.0	9.9	10.3	10.6	9.6	10.0	9.9	10.3	10.6
	3H	9.4	9.8	9.8	10.2	10.5	9.4	9.8	9.8	10.2	10.5
	4H	9.4	9.7	9.8	10.1	10.4	9.4	9.7	9.8	10.1	10.4
	6H	9.3	9.6	9.7	10.0	10.4	9.3	9.6	9.7	10.0	10.4
	8H	9.2	9.5	9.7	9.9	10.3	9.2	9.5	9.7	9.9	10.3
	12H	9.2	9.4	9.6	9.9	10.3	9.2	9.4	9.6	9.8	10.3
8H	4H	9.2	9.5	9.7	9.9	10.3	9.2	9.5	9.7	9.9	10.3
	6H	9.1	9.4	9.6	9.8	10.3	9.1	9.4	9.6	9.8	10.3
	8H	9.1	9.3	9.6	9.7	10.2	9.1	9.3	9.6	9.7	10.2
	12H	9.0	9.2	9.5	9.7	10.2	9.0	9.2	9.5	9.7	10.2
12H	4H	9.2	9.4	9.6	9.8	10.3	9.2	9.4	9.6	9.9	10.3
	6H	9.1	9.3	9.6	9.7	10.2	9.1	9.3	9.6	9.7	10.2
	8H	9.0	9.2	9.5	9.7	10.2	9.0	9.2	9.5	9.7	10.2
Variations with the observer position at spacing:											
S =	1.0H	6.2 / -9.6					6.2 / -9.6				
	1.5H	9.0 / -11.9					9.0 / -11.9				
	2.0H	11.0 / -13.3					11.0 / -13.3				