


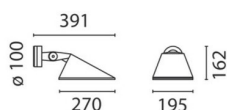
Last information update: May 2018

**Wall-mounted floodlight - Neutral White - A45C asymmetrical comfort optic****Product code**

BU41

Technical description

Outdoor wall-mounted luminaire with high, visual comfort downlight and an asymmetrical, comfort optic (G6), designed for use with LED lamps. The optical assembly and the pole attachment system are made of EN1706AC 46100LF aluminium alloy and subjected to a multi-step, pre-treatment process, in which the main phases are degreasing, fluorozirconation (a protective surface film) and sealing (with a nano-structured silane layer). The painting stage consists of a primer and a liquid acrylic paint, cured at 150 °C, with a high level of weather and UV ray resistance. 4 mm thick, transparent, sodium-calcium tempered glass closure, joined to the frame with silicone. The frame is secured to the optical assembly with two AISI 304 stainless steel, captive screws and an AISI 303 stainless steel hinged pin with a 50 Shore silicone gasket between them. The device can be adjusted vertically by +45°/-60° and 337° horizontally with a mechanical locking mechanism for precision aiming. The body and frame include slots for rainwater drainage. The product consists of a die-cast aluminium alloy base fitted with a PG 11, EPDM, double cable gland for pass-through wiring. Patented Optismart optic system, complete with circuit fitted with Neutral White monochrome LEDs and silver aluminium reflectors. Replaceable LEDs. Selv electronic control gear. Control gear, connected using quick-couplings and removed using clips. Driver with automatic internal temperature control system. Driver with 3 different operating profiles, no external control aids and fixed profiles at 100%, corresponding to three different lumen outputs. Profiles can be selected using microswitches. Replaceable control gear. There is no light dispersion into the upper hemisphere above this luminaire when it is in a horizontal position (in compliance with the strictest standards for the prevention of light pollution). All external screws are made of stainless steel.

**Installation**

Device can be mounted on walls or pavements (concrete, solid brick and natural stone) using the accessory installation kit (art. 5595), installed directly in the ground using the spike accessory or pole-mounted using the flange accessory (art. 1190). It can also be installed in the up-light position.

Dimension (mm)

270x195x162

Colour

Grey (15)

Weight (Kg)

2.2

Mounting

wall arm|wall surface|ground spike


Wiring

Luminaire with electromagnetic control gear fixed to the body by means of an aluminium plate and connected to the LED circuit with quick-couplings. Vin 220-240V ac / 50-60 Hz. Resistance to mains voltage peaks of up to 4KV (with varistor).

Notes

Fitting complete with lamp

Complies with EN60598-1 and pertinent regulations

**Product configuration: BU41****Product characteristics**

Total lighting output [Lm]: 2360
 Total power [W]: 23.8
 Luminous efficacy [Lm/W]: 99.2
 Life Time: 100,000h - L90 - B10 (Ta 25°C)
 Ambient temperature range: from -20°C to +35°C.

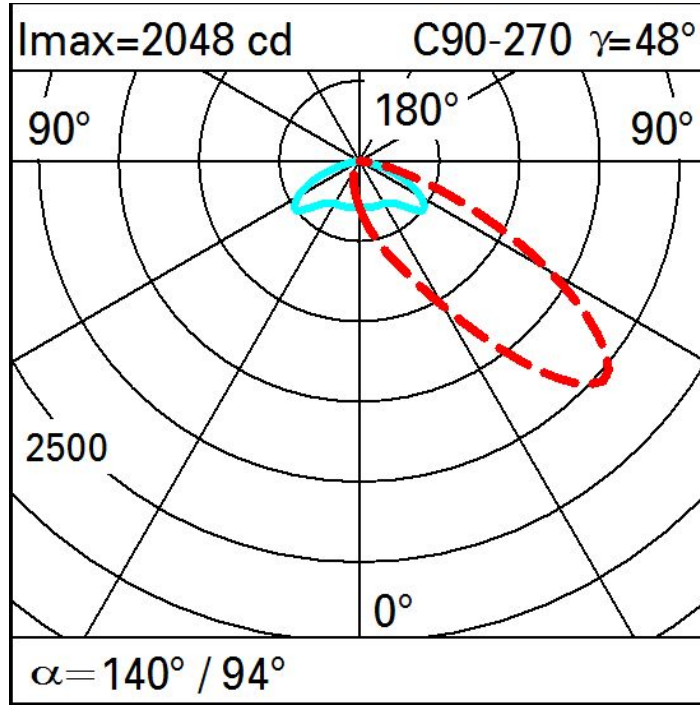
Total luminous flux at or above an angle of 90° [Lm]: 0
 Emergency luminous flux [Lm]: /
 Voltage [V]: -
 Life Time: 100,000h - L90 - B10 (Ta 40°C)
 Number of optical assemblies: 1

Optical assembly Characteristics Type 1

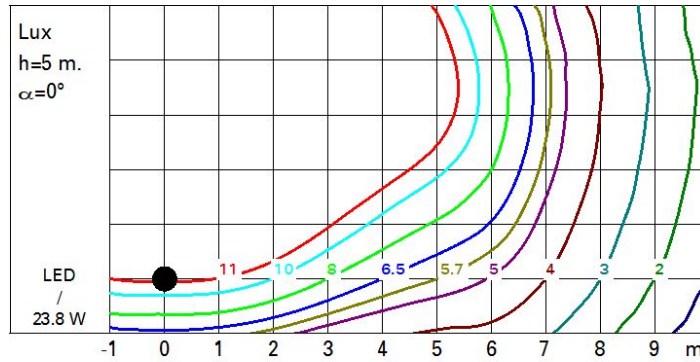
Light Output Ratio (L.O.R.) [%]: 100
 Lamp code: LED
 ZVEI Code: LED
 Nominal power [W]: /
 Nominal luminous [Lm]: /
 Lamp maximum intensity [cd]: /
 Beam angle [°]: /

Number of lamps for optical assembly: 1
 Socket: /
 Ballast losses [W]: 3.8
 Colour temperature [K]: 4000
 CRI: 70
 Wavelength [Nm]: /
 MacAdam Step: 5

Polar



Isolux



Illuminances

Lux		Wall distance = 1 m										
3												
	3	10	33	119	368	640	368	119	33	10	3	
2	14	37	106	276	574	775	574	276	106	37	14	
	25	50	98	154	218	244	218	154	98	50	25	
1	24	37	50	66	83	87	83	66	50	37	24	
	17	20	26	32	39	40	39	32	26	20	17	
0												
	m	-2	-1	0	1	2	3					