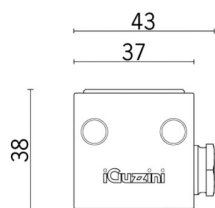


Last information update: June 2018

**Mini - Wall-/Ceiling-mounted - Warm White LED - 24V dc - L=1056mm - 10° Spot Optic****Product code**

BK41

**Technical description**

Direct light luminaire, designed to use monochrome LED lamps. Ceiling- and wall-mounted. Consists of a body and supports for installation (to be ordered separately). Extruded aluminium body, with zamak die-cast end caps complete with silicone gaskets. Coated with liquid acrylic paint with a high level of weather and UV ray resistance. The top of the optical assembly is closed by a 3 mm thick transparent glass screen, fixed with silicone. Complete with multi-LED power plate in Warm White with 24V dc electronic circuit (ballast to be ordered separately); 24V smart driver allowing constant light flow emission despite variations in the input voltage (from 30V dc to 16V dc). Fitted with satin-finish polycarbonate film and optics with plastic (methacrylate) lens for 10° SPOT lighting. All external screws used are made of A2 stainless steel. The luminaire technical characteristics conform to EN 60598-1 standards and particular requirements.

**Installation**

The following accessories are available for installation: adjustable wall-mounted arms in AISI304 stainless steel (L=85mm code BZJ8, 200mm code BZJ9) and a plate for surface- or ceiling-mounting made of anodised aluminium (BZJ6).

**Dimension (mm)**

1056x37x38

**Colour**

Grey (15)

**Weight (Kg)**

1.6

**Mounting**

wall surface|ceiling surface

**Wiring**

The product is supplied with a single nickel-plated brass cable gland PG9 and a 2x1mm<sup>2</sup> PVC and polyurethane outlet cable, 2000mm long. For the electrical connection there is an IP68 linear connector (BZK6) and an IP67 junction box with quick-coupling terminals (BZK1). 24V dc electronic ballasts to be ordered separately: 10W (9908), 24W (9909), 72W (9910), 96W (9911), 120W (BZK0), 240W (9912) and 480W (BZK1)

**Notes**

Product complete with LED lamp

Complies with EN60598-1 and pertinent regulations

**Product configuration: BK41****Product characteristics**

Total lighting output [Lm]: 802  
 Total power [W]: 14  
 Luminous efficacy [Lm/W]: 57.3  
 Life Time: 100,000h - L80 - B10 (Ta 25°C)  
 Ambient temperature range: from -20°C to +35°C.

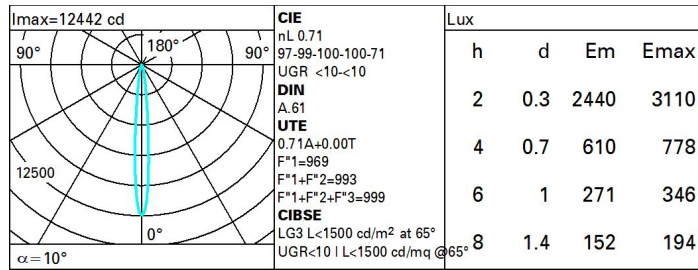
Total luminous flux at or above an angle of 90° [Lm]: 0  
 Emergency luminous flux [Lm]: /  
 Voltage [V]: 24  
 Life Time: 66,000h - L80 - B10 (Ta 40°C)  
 Number of optical assemblies: 1

**Optical assembly Characteristics Type 1**

Light Output Ratio (L.O.R.) [%]: 71  
 Lamp code: LED  
 ZVEI Code: LED  
 Nominal power [W]: 13  
 Nominal luminous [Lm]: 1130  
 Lamp maximum intensity [cd]: /  
 Beam angle [°]: 10°

Number of lamps for optical assembly: 1  
 Socket: /  
 Ballast losses [W]: 1  
 Colour temperature [K]: 3000  
 CRI: 80  
 Wavelength [Nm]: /  
 MacAdam Step: 3

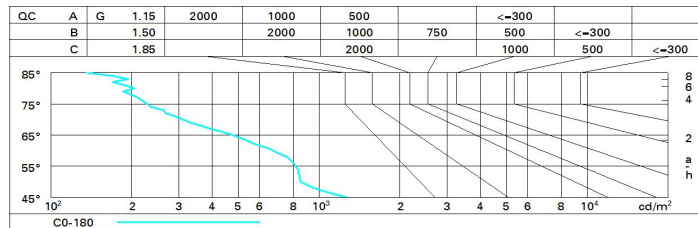
**Polar**



**Utilisation factors**

R	77	75	73	71	55	53	33	00	DRR
K0.8	63	60	57	55	59	57	56	54	76
1.0	66	63	61	59	62	60	60	57	81
1.5	70	67	65	64	66	65	64	62	87
2.0	72	70	69	68	69	68	67	65	92
2.5	73	72	71	70	71	70	69	67	95
3.0	74	73	72	72	72	71	71	69	97
4.0	75	74	74	73	73	73	72	70	99
5.0	76	75	75	74	74	74	72	71	100

**Luminance curve limit**



**UGR diagram**

Corrected UGR values (at 1130 lm bare lamp luminous flux)											
Reflect.:		0.70	0.70	0.50	0.50	0.30	0.70	0.70	0.50	0.50	0.30
ceiling/cav		0.70	0.70	0.50	0.50	0.30	0.70	0.70	0.50	0.50	0.30
walls		0.50	0.30	0.50	0.30	0.30	0.50	0.30	0.50	0.30	0.30
work pl.		0.20	0.20	0.20	0.20	0.20	0.20	0.20	0.20	0.20	0.20
Room dim		viewed crosswise					viewed endwise				
x	y										
2H	2H	5.3	7.2	5.6	7.5	7.8	5.3	7.2	5.6	7.5	7.8
	3H	5.4	6.6	5.7	6.9	7.2	5.3	6.6	5.7	6.9	7.2
	4H	5.4	6.3	5.7	6.7	7.0	5.3	6.3	5.7	6.6	6.9
	6H	5.4	6.1	5.8	6.4	6.8	5.3	6.0	5.7	6.3	6.7
	8H	5.3	6.1	5.7	6.5	6.8	5.2	6.0	5.6	6.4	6.7
	12H	5.3	6.2	5.6	6.5	6.9	5.1	6.1	5.5	6.4	6.8
4H	2H	5.3	6.3	5.7	6.6	6.9	5.4	6.3	5.7	6.7	7.0
	3H	5.4	6.3	5.8	6.7	7.0	5.4	6.3	5.8	6.7	7.0
	4H	5.3	6.4	5.7	6.8	7.3	5.3	6.4	5.7	6.8	7.3
	6H	5.0	6.7	5.5	7.1	7.6	5.0	6.7	5.5	7.1	7.6
	8H	5.0	6.7	5.4	7.2	7.7	4.9	6.7	5.4	7.2	7.6
	12H	4.9	6.7	5.4	7.2	7.7	4.8	6.6	5.3	7.1	7.6
8H	4H	4.9	6.7	5.4	7.2	7.6	5.0	6.7	5.4	7.2	7.7
	6H	4.9	6.5	5.4	7.0	7.5	5.0	6.5	5.5	7.0	7.5
	8H	5.0	6.2	5.5	6.7	7.2	5.0	6.2	5.5	6.7	7.2
	12H	5.2	5.9	5.7	6.4	6.9	5.2	5.9	5.7	6.4	6.9
12H	4H	4.8	6.6	5.3	7.1	7.6	4.9	6.7	5.4	7.2	7.7
	6H	5.0	6.2	5.5	6.7	7.2	5.0	6.2	5.5	6.7	7.2
	8H	5.2	5.9	5.7	6.4	6.9	5.2	5.9	5.7	6.4	6.9
Variations with the observer position at spacing:											
S =	1.0H	2.8 / -2.8					2.8 / -2.8				
	1.5H	5.2 / -4.0					5.2 / -4.0				
	2.0H	7.0 / -5.4					7.0 / -5.4				