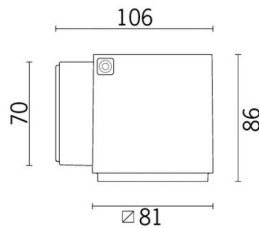


Last information update: June 2018

**Outdoor wall-mounted luminaire - Warm white LED - with electronic ballast Vin=100-240V ac - Light Blade optic****Product code**  
BK30**Technical description**

Direct light outdoor floodlight, designed to use warm white LED lamps, with light blade optic. Ground, wall or ceiling installation using special adjustable bracket. The luminaire consists of an optical assembly, rear cap and adjustable bracket. The optical assembly and rear cap are made of die-cast aluminium alloy coated with liquid acrylic paint (grey finish) or textured liquid (white finish) with a high level of resistance to weather and UV rays. The light blade optic lens is made of a two-component material (acrylic and polycarbonate), joined to the optical assembly with silicone. Adjustable fixing bracket made of painted aluminium; with a double nickel-plated brass PG11 cable gland, suitable for power cables  $\varnothing$  6.5-11 mm. For electrical connection the product has a plastic box with three 2-pin quick-coupling terminals for cables with max. cross-section 4 mm<sup>2</sup>. Electronic circuit with warm white LED. Equipped with electronic ballast Vin=100-240V ac 50/60Hz. All external screws used are made of A2 stainless steel. The luminaire technical characteristics conform to EN60598-1 standards and particular requirements.

**Installation**

For wall-mounting with the special aluminium base. Secure using screw anchors for concrete, cement and solid brick. Product can be installed with the light beam in any direction (up, down, right, left, slanting, etc.).


**Dimension (mm)**  
81x81x86**Colour**  
White (01) | Grey (15)**Weight (Kg)**  
0.92**Mounting**  
wall arm/wall surface**Wiring**

Equipped with electronic ballast Vin=100-240V ac 50/60Hz. Polyamide PG11 double cable gland for pass-through wiring, suitable for power cables  $\varnothing$  6.5-11 mm.

**Notes**

Product complete with LED lamp.

Complies with EN60598-1 and pertinent regulations

**Product configuration: BK30****Product characteristics**

Total lighting output [Lm]: 35  
Total power [W]: 6.4  
Luminous efficacy [Lm/W]: 5.4  
Life Time: 100,000h - L80 - B10 (Ta 25°C)  
Ambient temperature range: from -20°C to +35°C.

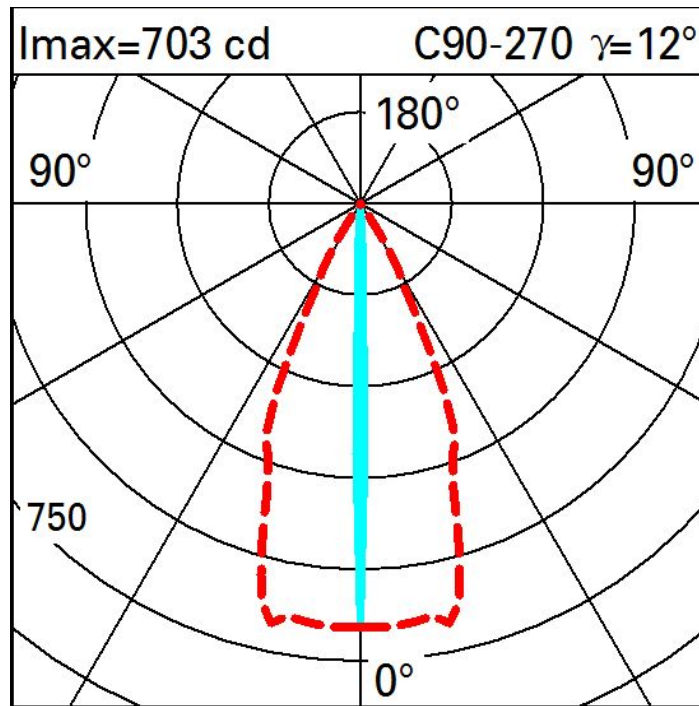
Total luminous flux at or above an angle of 90° [Lm]: 0  
Emergency luminous flux [Lm]: /  
Voltage [V]: -  
Life Time: 66,000h - L80 - B10 (Ta 40°C)  
Number of optical assemblies: 1

**Optical assembly Characteristics Type 1**

Light Output Ratio (L.O.R.) [%]: 9  
Lamp code: LED  
ZVEI Code: LED  
Nominal power [W]: 4.5  
Nominal luminous [Lm]: 390  
Lamp maximum intensity [cd]: /  
Beam angle [°]: /

Number of lamps for optical assembly: 1  
Socket: /  
Ballast losses [W]: 1.9  
Colour temperature [K]: 3100  
CRI: 80  
Wavelength [nm]: /  
MacAdam Step: 3

Polar



Illuminances

