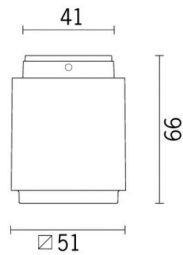



Last information update: June 2018

**Outdoor ceiling-mounted luminaire - Neutral White LED - max 500mA - Flood optic****Product code**
BK06**Technical description**

Direct light outdoor ceiling-mounted luminaire, designed to use neutral white LED lamps, with flood optic. For ceiling-mounting using the special stainless steel plate. The luminaire consists of an optical assembly, upper cap and plate for fixing to the ceiling. The optical assembly and upper cap are made of die-cast aluminium alloy coated with liquid acrylic paint (grey finish) or textured liquid (white finish) with a high level of resistance to weather and UV rays. Transparent tempered sodium - calcium safety glass with customised grey serigraphy, 4 mm thick, joined to the optical assembly with silicone. Aisi 304 stainless steel ceiling plate; a single stainless steel M14x1 cable gland and FEP outlet cables L=150mm, plus an electronic circuit with neutral white LED. The electronic ballast must be ordered separately (max. 500mA). All external screws used are made of A2 stainless steel. The luminaire technical characteristics conform to EN60598-1 standards and particular requirements.

Installation

For ceiling-mounting using the special stainless steel plate. Secure using screw anchors for concrete, cement and solid brick.


Dimension (mm)
51x51x66**Colour**
White (01) | Grey (15)**Weight (Kg)**
0.4**Mounting**
ceiling surface**Wiring**

Electronic ballast to be ordered separately: 6W/500mA (BZ98), 12W/500mA (BZ99), 20W/500mA (BZA0). Available for electrical connection: Sealed connector kit IP68 (9581), direct connector IP68 (BZK6), junction box with quick-coupling terminals (BZK7)

Notes

Product complete with LED lamp.

Complies with EN60598-1 and pertinent regulations

**Product configuration: BK06****Product characteristics**

Total lighting output [Lm]: 201
Total power [W]: 4.7
Luminous efficacy [Lm/W]: 42.7
Life Time: 66,000h - L80 - B10 (Ta 25°C)
Ambient temperature range: from -20°C to +35°C.

Total luminous flux at or above an angle of 90° [Lm]: 0
Emergency luminous flux [Lm]: /
Voltage [V]: -
Life Time: 66,000h - L80 - B10 (Ta 40°C)
Number of optical assemblies: 1

Optical assembly Characteristics Type 1

Light Output Ratio (L.O.R.) [%]: 51
Lamp code: LED
ZVEI Code: LED
Nominal power [W]: 4.7
Nominal luminous [Lm]: 390
Lamp maximum intensity [cd]: /
Beam angle [°]: 26°

Number of lamps for optical assembly: 1
Socket: /
Ballast losses [W]: 0
Colour temperature [K]: 4000
CRI: 80
Wavelength [Nm]: /
MacAdam Step: 3

Polar

