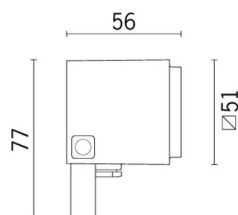



Last information update: June 2018

**Outdoor floodlight - Warm White LED - max 500mA - Spot optic****Product code**

BJ95

Technical description

Direct light outdoor floodlight, designed to use warm white LED lamps, with spot optic. Ground, wall or ceiling installation using special adjustable bracket. The luminaire consists of an optical assembly, rear cap and adjustable bracket. The optical assembly and rear cap are made of die-cast aluminium alloy coated with liquid acrylic paint (grey finish) or textured liquid (white finish) with a high level of resistance to weather and UV rays. Transparent tempered sodium - calcium safety glass with customised grey serigraphy, 4 mm thick, joined to the optical assembly with silicone. The adjustable fixing bracket is made of painted aluminium. It has a single stainless steel M14x1 cable gland and black rubber outlet cable complete with anti-transpiration device L=300mm, electronic circuit with warm white LED and optic having a lens made of thermoplastic material (methacrylate). The electronic ballast must be ordered separately (max. 500mA). All external screws used are made of A2 stainless steel. The luminaire technical characteristics conform to EN60598-1 standards and particular requirements.

Installation

Ground, wall or ceiling installation using special bracket. Secure using screw anchors for concrete, cement and solid brick.

Dimension (mm)

51x51x56

Colour

White (01) | Grey (15)

Weight (Kg)

0.34

Mounting

free standing


Wiring

Electronic ballast to be ordered separately: 6W/500mA (BZ98), 12W/500mA (BZ99), 20W/500mA (BZA0). Available for electrical connection: Sealed connector kit IP68 (9581), direct connector IP68 (BZK6), junction box with quick-coupling terminals (BZK7)

Notes

Product complete with LED lamp.

Complies with EN60598-1 and pertinent regulations

**Product configuration: BJ95****Product characteristics**

Total lighting output [Lm]: 209
 Total power [W]: 4.7
 Luminous efficacy [Lm/W]: 44.4
 Life Time: 66,000h - L80 - B10 (Ta 25°C)
 Ambient temperature range: from -20°C to +35°C.

Total luminous flux at or above an angle of 90° [Lm]: 0
 Emergency luminous flux [Lm]: /
 Voltage [V]: -
 Life Time: 66,000h - L80 - B10 (Ta 40°C)
 Number of optical assemblies: 1

Optical assembly Characteristics Type 1

Light Output Ratio (L.O.R.) [%]: 58
 Lamp code: LED
 ZVEI Code: LED
 Nominal power [W]: 4.7
 Nominal luminous [Lm]: 360
 Lamp maximum intensity [cd]: /
 Beam angle [°]: 18°

Number of lamps for optical assembly: 1
 Socket: /
 Ballast losses [W]: 0
 Colour temperature [K]: 3000
 CRI: 80
 Wavelength [Nm]: /
 MacAdam Step: 3

Polar

