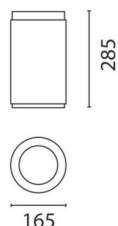


Last information update: May 2018

**Outdoor ceiling-mounted luminaire - neutral white LED - with integrated electronic ballast Vin=120-277V ac - Flood optic****Product code**

BI17

Technical description

Direct light outdoor ceiling-mounted luminaire, designed to use monochrome neutral white LED lamps, with fixed Flood optic. Ceiling-mounted using the special base. Consists of an optical assembly, base and glass-holding frame. The optical assembly, ceiling base and frame are made of die-cast aluminium alloy coated with liquid acrylic paint with a high level of resistance to weather and UV rays. The 4 mm thick transparent, tempered sodium - calcium glass is joined to the frame with silicone. The internal silicone seals guarantee watertightness. The lower frame is fixed to the lamp body by a system using an unhookable hinge and captive closing screw. Body fixing to the ceiling base is simplified using an unhookable hinge and a closing clip with captive safety screw. Steel retaining cables between the lower frame and the optical assembly, and between the optical assembly and the upper base simplify installation operations. Complete with circuit having monochrome neutral white LEDs and an optic with 99.93% polished super-pure aluminium reflector. Flood (F) emission. A number of accessories are available: refractor for elliptical distribution, prismatic diffusing glass and coloured filters. All external screws used are made of A2 stainless steel. The luminaire technical characteristics conform to EN60598-1 standards and particular requirements.

Installation

Ceiling-mounted with down-light emission. Secure using screw anchors for concrete, cement and solid brick.

Dimension (mm)

Ø165x285

Colour

Grey (15)

Weight (Kg)

4.14

Mounting

ceiling surface

Wiring

Control gear complete with electronic ballast 120-277V ac 50/60Hz. Polyamide PG13.5 double cable gland for pass-through wiring, suitable for power cables ø 8.5-12.5 mm. Three-pin terminal block set up for pass-through earth wire. Cables with quick-coupling terminals connect the terminal block and the control gear.

Notes

Product complete with LED lamp

Complies with EN60598-1 and pertinent regulations

**Product configuration: BI17****Product characteristics**

Total lighting output [Lm]: 2148.6
 Total power [W]: 28.4
 Luminous efficacy [Lm/W]: 75.7
 Life Time: 76,000h - L80 - B10 (Ta 25°C)
 Ambient temperature range: from -20°C to +35°C.

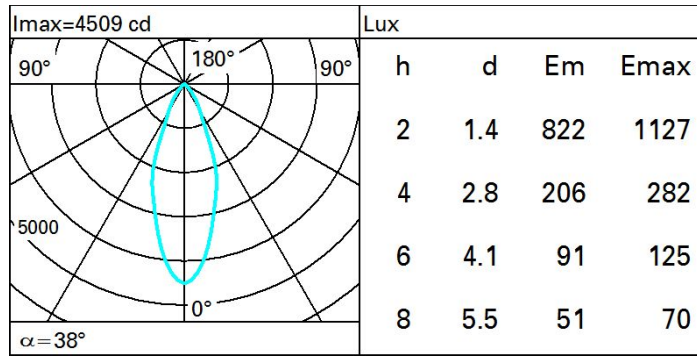
Total luminous flux at or above an angle of 90° [Lm]: 0
 Emergency luminous flux [Lm]: /
 Voltage [V]: -
 Life Time: 63,000h - L80 - B10 (Ta 40°C)
 Number of optical assemblies: 1

Optical assembly Characteristics Type 1

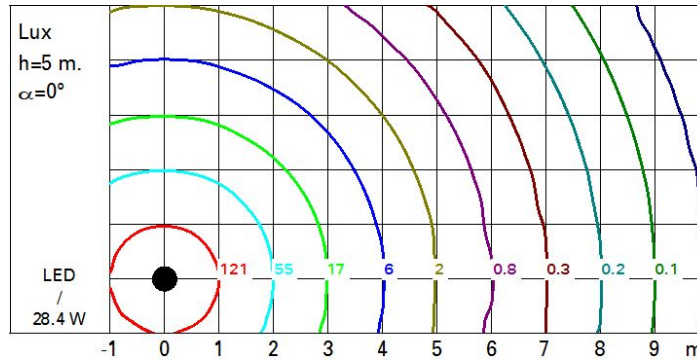
Light Output Ratio (L.O.R.) [%]: 65
 Lamp code: LED
 ZVEI Code: LED
 Nominal power [W]: 25
 Nominal luminous [Lm]: 3300
 Lamp maximum intensity [cd]: /
 Beam angle [°]: 38°

Number of lamps for optical assembly: 1
 Socket: /
 Ballast losses [W]: 3.4
 Colour temperature [K]: 4000
 CRI: 80
 Wavelength [Nm]: /
 MacAdam Step: 2

Polar



Isolux



UGR diagram

Corrected UGR values (at 3300 lm bare lamp luminous flux)											
Reflect.:		0.70	0.70	0.50	0.50	0.30	0.70	0.70	0.50	0.50	0.30
ceiling/cav		0.70	0.70	0.50	0.50	0.30	0.70	0.70	0.50	0.50	0.30
walls		0.50	0.30	0.50	0.30	0.30	0.50	0.30	0.50	0.30	0.30
work pl.		0.20	0.20	0.20	0.20	0.20	0.20	0.20	0.20	0.20	0.20
Room dim		viewed crosswise					viewed endwise				
x	y										
2H	2H	18.5	19.2	18.8	19.5	19.7	18.5	19.2	18.8	19.5	19.7
	3H	18.4	19.0	18.7	19.3	19.6	18.5	19.1	18.8	19.3	19.6
	4H	18.4	18.9	18.7	19.2	19.5	18.4	19.0	18.7	19.2	19.5
	6H	18.3	18.8	18.7	19.1	19.5	18.3	18.8	18.7	19.1	19.5
	8H	18.3	18.8	18.6	19.1	19.4	18.3	18.8	18.6	19.1	19.4
	12H	18.2	18.7	18.6	19.0	19.4	18.2	18.7	18.6	19.1	19.4
4H	2H	18.4	19.0	18.7	19.2	19.5	18.4	18.9	18.7	19.2	19.5
	3H	18.3	18.8	18.6	19.1	19.4	18.3	18.8	18.7	19.1	19.4
	4H	18.2	18.6	18.6	19.0	19.4	18.2	18.6	18.6	19.0	19.4
	6H	18.1	18.5	18.6	18.9	19.3	18.1	18.5	18.5	18.9	19.3
	8H	18.1	18.4	18.5	18.8	19.3	18.1	18.4	18.5	18.8	19.3
	12H	18.0	18.3	18.5	18.8	19.2	18.0	18.3	18.5	18.8	19.2
8H	4H	18.1	18.4	18.5	18.8	19.3	18.1	18.4	18.5	18.8	19.3
	6H	18.0	18.3	18.5	18.7	19.2	18.0	18.3	18.5	18.7	19.2
	8H	18.0	18.2	18.4	18.7	19.2	18.0	18.2	18.4	18.7	19.2
	12H	17.9	18.1	18.4	18.6	19.1	17.9	18.1	18.4	18.6	19.1
12H	4H	18.0	18.3	18.5	18.8	19.2	18.0	18.3	18.5	18.8	19.2
	6H	18.0	18.2	18.4	18.7	19.2	18.0	18.2	18.4	18.7	19.2
	8H	17.9	18.1	18.4	18.6	19.1	17.9	18.1	18.4	18.6	19.1
Variations with the observer position at spacing:											
S =	1.0H	3.3 / -5.7					3.3 / -5.7				
	1.5H	5.8 / -9.2					5.8 / -9.2				
	2.0H	7.8 / -11.7					7.8 / -11.7				