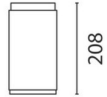


Last information update: May 2018

**Outdoor ceiling-mounted luminaire - warm white LED - with integrated electronic ballast Vin=120-240V ac - Flood optic****Product code**

BI16

Technical description

Direct light outdoor ceiling-mounted luminaire, designed to use monochrome warm white LED lamps, with fixed Flood optic. Ceiling-mounted using the special base. Consists of an optical assembly, base and glass-holding frame. The optical assembly, ceiling base and frame are made of die-cast aluminium alloy coated with liquid acrylic paint with a high level of resistance to weather and UV rays. The 4 mm thick transparent, tempered sodium - calcium glass is joined to the frame with silicone. The internal silicone seals guarantee watertightness. Tool-free quick-coupling closing system between frame, optical assembly and ceiling base. Complete with circuit having monochrome warm white LEDs and an optic with 99.93% polished super-pure aluminium reflector. Flood (F) emission. A number of accessories are available: refractor for elliptical distribution, prismatic diffusing glass and coloured filters. All external screws used are made of A2 stainless steel. The luminaire technical characteristics conform to EN60598-1 standards and particular requirements.

Installation

Ceiling-mounted with down-light emission. Secure using screw anchors for concrete, cement and solid brick.

Dimension (mm)

Ø109x208

Colour

Grey (15)

Weight (Kg)

1.54

Mounting

ceiling surface

Wiring

Control gear complete with electronic ballast 120-240V ac 50/60Hz. Polyamide PG11 double cable gland for pass-through wiring, suitable for power cables Ø 6.5-11 mm. Three-pin terminal block set up for pass-through earth wire. Cables with quick-coupling terminals connect the terminal block and the control gear.

Notes

Product complete with LED lamp

Complies with EN60598-1 and pertinent regulations

**Product configuration: BI16****Product characteristics**

Total lighting output [Lm]: 1224.8
Total power [W]: 16.8
Luminous efficacy [Lm/W]: 72.9
Life Time: 100,000h - L80 - B10 (Ta 25°C)
Number of optical assemblies: 1

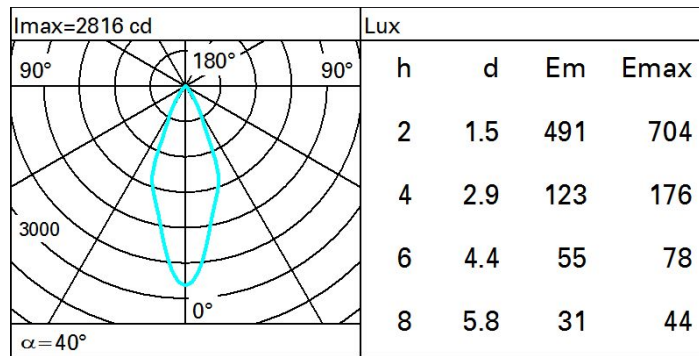
Total luminous flux at or above an angle of 90° [Lm]: 0
Emergency luminous flux [Lm]: /
Voltage [V]: -
Ambient temperature range: from -20°C to +35°C.

Optical assembly Characteristics Type 1

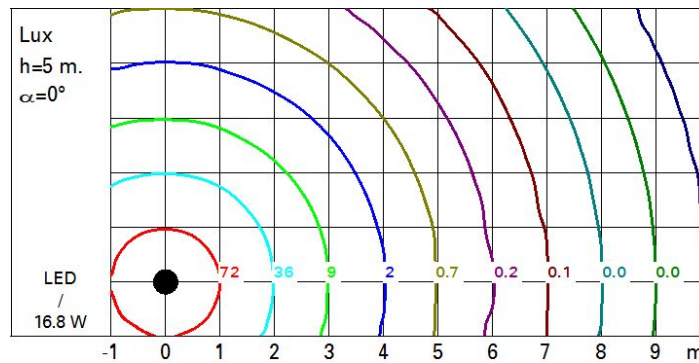
Light Output Ratio (L.O.R.) [%]: 72
Lamp code: LED
ZVEI Code: LED
Nominal power [W]: 12
Nominal luminous [Lm]: 1700
Lamp maximum intensity [cd]: /
Beam angle [°]: 40°

Number of lamps for optical assembly: 1
Socket: /
Ballast losses [W]: 4.8
Colour temperature [K]: 3000
CRI: 80
Wavelength [nm]: /
MacAdam Step: 2

Polar



Isolux



UGR diagram

Corrected UGR values (at 1700 lm bare lamp luminous flux)												
Reflect.: ceiling/cav walls work pl. Room dim x y		0.70	0.70	0.50	0.50	0.30	0.70	0.70	0.50	0.50	0.30	0.30
		0.50	0.30	0.50	0.30	0.30	0.50	0.30	0.50	0.30	0.30	0.30
		0.20	0.20	0.20	0.20	0.20	0.20	0.20	0.20	0.20	0.20	0.20
		viewed crosswise					viewed endwise					
2H	2H	14.2	14.9	14.5	15.1	15.3	14.2	14.9	14.5	15.1	15.3	15.3
	3H	14.1	14.7	14.4	15.0	15.2	14.1	14.7	14.4	15.0	15.2	15.2
	4H	14.1	14.6	14.4	14.9	15.2	14.0	14.6	14.4	14.9	15.2	15.2
	6H	14.0	14.5	14.4	14.8	15.1	14.0	14.5	14.3	14.8	15.1	15.1
	8H	14.0	14.4	14.3	14.8	15.1	13.9	14.4	14.3	14.7	15.1	15.1
	12H	13.9	14.4	14.3	14.7	15.1	13.9	14.4	14.3	14.7	15.0	15.0
4H	2H	14.0	14.6	14.4	14.9	15.2	14.1	14.6	14.4	14.9	15.2	15.2
	3H	14.0	14.4	14.3	14.8	15.1	14.0	14.4	14.4	14.8	15.1	15.1
	4H	13.9	14.3	14.3	14.7	15.1	13.9	14.3	14.3	14.7	15.1	15.1
	6H	13.8	14.2	14.3	14.6	15.0	13.8	14.2	14.3	14.6	15.0	15.0
	8H	13.8	14.1	14.2	14.5	15.0	13.8	14.1	14.2	14.5	15.0	15.0
	12H	13.8	14.0	14.2	14.5	14.9	13.7	14.0	14.2	14.5	14.9	14.9
8H	4H	13.8	14.1	14.2	14.5	15.0	13.8	14.1	14.2	14.5	15.0	15.0
	6H	13.7	14.0	14.2	14.4	14.9	13.7	14.0	14.2	14.4	14.9	14.9
	8H	13.7	13.9	14.2	14.4	14.9	13.7	13.9	14.2	14.4	14.9	14.9
	12H	13.6	13.8	14.1	14.3	14.8	13.6	13.8	14.1	14.3	14.8	14.8
12H	4H	13.7	14.0	14.2	14.5	14.9	13.8	14.0	14.2	14.5	14.9	14.9
	6H	13.7	13.9	14.2	14.4	14.9	13.7	13.9	14.2	14.4	14.9	14.9
	8H	13.6	13.8	14.1	14.3	14.8	13.6	13.8	14.1	14.3	14.8	14.8
Variations with the observer position at spacing:												
S =		1.0H	4.4	-7.1			4.4	-7.1				
		1.5H	7.1	-9.0			7.1	-9.0				
		2.0H	9.1	-10.3			9.1	-10.3				