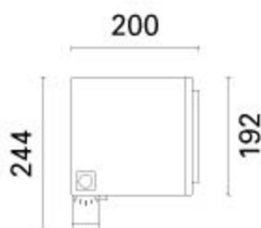


Last information update: May 2018

**Outdoor floodlight - Neutral white LED - with integrated electronic ballast Vin=120-240V ac - Spot optic****Product code**

BG35

Technical description

Floodlight designed to use Neutral White LED lamps and lenses for spot (S) distribution. The luminaire consists of an optical assembly/component-holding box and hidden fixing bracket. The optical assembly and front frame are made of die-cast aluminium alloy coated with liquid acrylic paint (colour: RAL 9007 grey) or textured liquid paint (colour: RAL 9016 white) with a high level of resistance to weather and UV rays. The 5 mm thick tempered sodium - calcium safety glass with customised serigraphy is joined to the frame with silicone. The frame is fastened to the optical assembly by two M5 AISI 304 stainless steel captive screws and a galvanised steel safety cable. The optical assembly contains the circuit complete with LEDs and relative PMMA plastic lenses. The component-holding box, in the rear of the luminaire, is set up to hold the control gear, which is fixed with captive screws on a galvanised steel pull-out plate. The control gear can be accessed through the rear door made of painted aluminium alloy, fixed to the product body with four M5 AISI 304 stainless steel captive screws and a safety cable. iPro can be adjusted +95°/ -5° relative to the horizontal line using a bracket made of extruded aluminium, on which a graduated scale (with 15° steps) is marked using serigraphy. The internal silicone seals guarantee watertightness IP66. Various accessories are available: accessory-holder frame, visor, directional flaps, glass refractors, diffusers and coloured filters which can be applied in pairs, protective grille, "L"-shaped bracket for comices. All external screws used are made of A2 stainless steel. The luminaire technical characteristics conform to EN60598-1 standards and particular requirements.

Installation

Ground, wall or ceiling installation using special bracket. Secure using screw anchors for concrete, cement and solid brick.

Dimension (mm)

192x192x200

Colour

White (01) | Grey (15)

Weight (Kg)

5.65

Mounting

wall surface|free standing


Wiring

With integrated electronic ballast Vin=120-240V ac 50/60Hz. The luminaire is set up for pass-through wiring using two M24x1.5 nickel-plated brass cable glands, suitable for the entry of cables with diameter between 7 and 16 mm. The connection between the mains and the control gear is made using a 3-pole terminal block with quick-coupling system.

Notes

Product complete with LED lamp. IK09 with protective grille.

Complies with EN60598-1 and pertinent regulations

**Product configuration: BG35****Product characteristics**

Total lighting output [Lm]: 1975
 Total power [W]: 30
 Luminous efficacy [Lm/W]: 65.8
 Life Time: 84,000h - L80 - B10 (Ta 25°C)
 Ambient temperature range: from -20°C to +35°C.

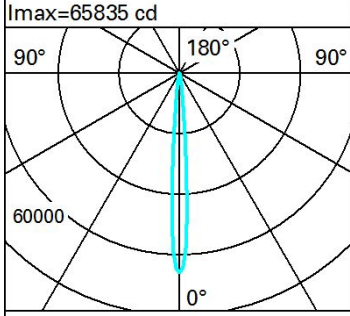
Total luminous flux at or above an angle of 90° [Lm]: 0
 Emergency luminous flux [Lm]: /
 Voltage [V]: -
 Life Time: 66,000h - L80 - B10 (Ta 40°C)
 Number of optical assemblies: 1

Optical assembly Characteristics Type 1

Light Output Ratio (L.O.R.) [%]: 79
 Lamp code: LED
 ZVEI Code: LED
 Nominal power [W]: 27
 Nominal luminous [Lm]: 2500
 Lamp maximum intensity [cd]: /
 Beam angle [°]: 8°

Number of lamps for optical assembly: 1
 Socket: /
 Ballast losses [W]: 3
 Colour temperature [K]: 4000
 CRI: 80
 Wavelength [Nm]: /
 MacAdam Step: 3

Polar

	Lux			
	h	d	Em	Emax
	20	2.8	131	165
	40	5.6	33	41
	60	8.4	15	18
	80	11.2	8	10