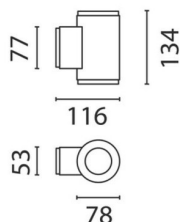


Last information update: June 2018

**Up/down light wall-mounting LED neutral white - flood/flood optic****Product code**

BA94

Technical description

Lighting system with up-down emission designed to use monochromatic Neutral White (4200K) LEDs with fixed flood optic. Optical assembly, ceiling base, arm and frame made of diecast aluminium alloy, with acrylic liquid paint treatment with high resistance to atmospheric agents and UV rays; double tempered transparent sodium calcium closing glass, 4 mm thick, siliconed to frame. Provided with fast-coupling closing system between frame, optical assembly and wall arm, without the use of tools. Internal silicone watertight gaskets. Complete with 3+3 monochromatic Neutral White (4200K) power LEDs, Flood (F) optics with plastic lens, black polycarbonate multi-groove ring for visual comfort and built-in electronic ballast. Single cable entrance via black polyamide PG11 cable clamp, suitable for \varnothing 6.5÷11mm cables. Connection with three fast-coupling terminals. Possibility to use unipolar cables with 2.4÷3.4mm diameter. Various accessories available: refractor for elliptical distribution, diffusing prismatic glass and chromatic filters. All external screws are made of stainless steel A2.

Installation

Wall installation up/down luminous emission.

Dimension (mm)

Ø78x134

Colour

Grey (15)

Weight (Kg)

0.91

Mounting

wall arm|wall surface

Wiring

Control gear with 220÷240Vac 50/60Hz electronic ballast.

Notes

Version in insulation class II with outgoing cable on demand. Spare parts for LED circuit and electronic control gear available for extraordinary maintenance.

Complies with EN60598-1 and pertinent regulations

**Product configuration: BA94****Product characteristics**

Total lighting output [Lm]: 343
Total power [W]: 18
Luminous efficacy [Lm/W]: 19
Life Time: 50,000h - L70 - B20 (Ta 25°C)
Number of optical assemblies: 2

Total luminous flux at or above an angle of 90° [Lm]: 0
Emergency luminous flux [Lm]: /
Voltage [V]: -
Ambient temperature range: from -20°C to +35°C.

Optical assembly Characteristics Type 1

Light Output Ratio (L.O.R.) [%]: 61
Lamp code: LED
ZVEI Code: LED
Nominal power [W]: 3.8
Nominal luminous [Lm]: 286
Lamp maximum intensity [cd]: /
Beam angle [°]: 30°

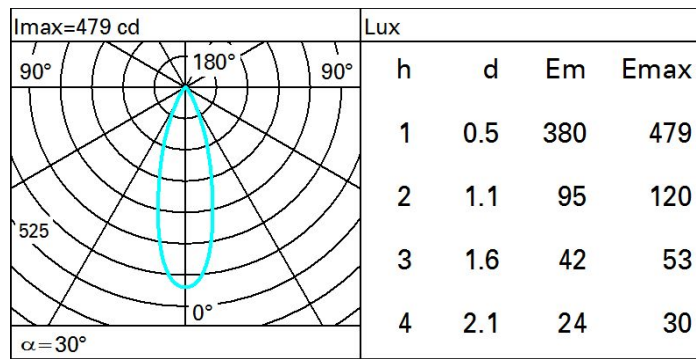
Number of lamps for optical assembly: 1
Socket: /
Ballast losses [W]: 5.2
Colour temperature [K]: 4200
CRI: 75
Wavelength [nm]: /
MacAdam Step: 4

Optical assembly Characteristics Type 2

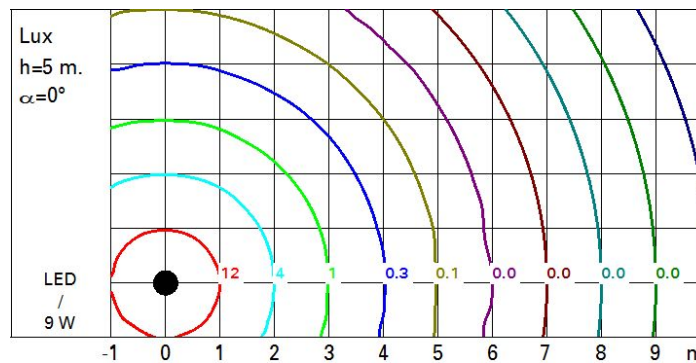
Light Output Ratio (L.O.R.) [%]: 59
Lamp code: LED
ZVEI Code: LED
Nominal power [W]: 3.8
Nominal luminous [Lm]: 286
Lamp maximum intensity [cd]: /
Beam angle [°]: 30°

Number of lamps for optical assembly: 1
Socket: /
Ballast losses [W]: 5.2
Colour temperature [K]: 4200
CRI: 75
Wavelength [nm]: /
MacAdam Step: 4

Polar



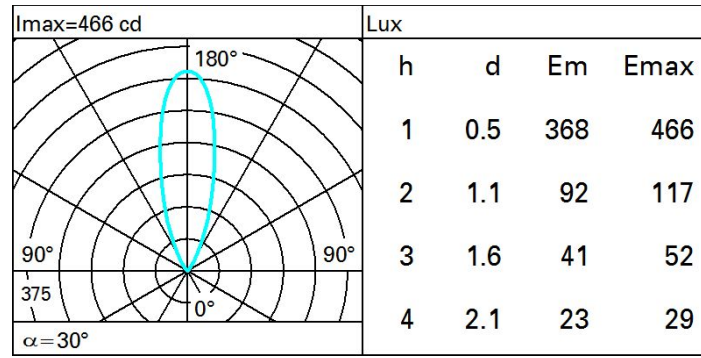
Isolux



UGR diagram

Corrected UGR values (at 286 lm bare lamp luminous flux)											
Reflect.: ceiling/cav walls work pl. Room dim x y		viewed crosswise					viewed endwise				
2H 2H		9.3	9.9	9.6	10.2	10.4	9.3	9.9	9.6	10.2	10.4
3H		9.5	10.1	9.8	10.3	10.6	9.3	9.9	9.6	10.1	10.4
4H		9.5	10.0	9.8	10.3	10.6	9.3	9.8	9.6	10.1	10.4
6H		9.4	9.9	9.7	10.2	10.5	9.2	9.7	9.6	10.0	10.3
8H		9.3	9.8	9.7	10.1	10.5	9.2	9.7	9.6	10.0	10.3
12H		9.3	9.7	9.7	10.1	10.4	9.2	9.6	9.5	9.9	10.3
4H 2H		9.3	9.8	9.6	10.1	10.4	9.5	10.0	9.8	10.3	10.6
3H		9.6	10.0	9.9	10.3	10.7	9.5	9.9	9.9	10.3	10.6
4H		9.5	9.8	9.9	10.2	10.6	9.5	9.8	9.9	10.2	10.6
6H		9.4	9.7	9.8	10.1	10.5	9.4	9.7	9.8	10.1	10.5
8H		9.3	9.6	9.8	10.0	10.5	9.3	9.7	9.8	10.1	10.5
12H		9.3	9.6	9.7	10.0	10.4	9.3	9.6	9.8	10.0	10.5
8H 4H		9.3	9.7	9.8	10.1	10.5	9.3	9.6	9.8	10.0	10.5
6H		9.3	9.5	9.7	10.0	10.4	9.3	9.5	9.7	10.0	10.4
8H		9.2	9.4	9.7	9.9	10.4	9.2	9.4	9.7	9.9	10.4
12H		9.1	9.3	9.6	9.8	10.3	9.1	9.3	9.6	9.8	10.3
12H 4H		9.3	9.6	9.8	10.0	10.5	9.3	9.6	9.7	10.0	10.4
6H		9.2	9.4	9.7	9.9	10.4	9.2	9.4	9.7	9.9	10.4
8H		9.1	9.3	9.6	9.8	10.3	9.1	9.3	9.6	9.8	10.3
Variations with the observer position at spacing:											
S = 1.0H		3.5 / -3.8					3.5 / -3.8				
1.5H		6.1 / -5.9					6.1 / -5.9				
2.0H		8.0 / -5.8					8.0 / -5.8				

Polar



Isolux

