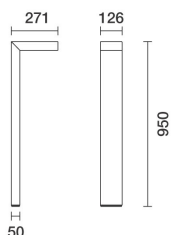


Last information update: June 2018

**Bollard H=950 mm, Longitudinal Asymmetric Optic, Warm LED, 220-240V ac****Product code**

AKU1

Technical description

Direct light luminaire, designed to use monochrome LED lamps. It consists of a body, an optical assembly and a fixing base. Optical assembly and die-cast aluminium glass-holder frame. 5mm thick tempered sodium-calcium closing glass with black serigraphy. Body and optical assembly subjected to a multi-step, pre-treatment process, in which the main phases are degreasing, fluorozirconation (a protective surface film) and sealing (with a nano-structured silane layer). The following painting stage consists of a primer and a liquid acrylic paint, cured at 150°C, with a high level of weather and UV ray resistance. The body encapsulates two stainless steel rods fixed to the base that make the device highly knock and vandal-resistant. Longitudinal Asymmetric Optic (AL) with high performance Opti-smart reflectors in superpure aluminium coated with silver deposits offering uniform light distribution. Both the LED unit and the ballast may be substituted. Optical assembly complete with electronic control gear and output power cable. Includes a gel-based IP68 connection box for pass-through wiring. High level visual comfort for pavements and walkways. All the screws used are made of A2 stainless steel.

Installation

Can be ground/floor installed using screw anchors (on pavements) or via a fixing base and plate with Dakromet coated anchors for added protection against corrosion (to be ordered separately).

Dimension (mm)

270x126x950

Colour

Grey (15)

Weight (Kg)

8


Mounting

ground surface|ground anchored

Wiring

Product complete with 220=240V ac electronic control gear.

Complies with EN60598-1 and pertinent regulations

**Product configuration: AKU1****Product characteristics**

Total lighting output [Lm]: 1216
 Total power [W]: 13.6
 Luminous efficacy [Lm/W]: 89.4
 Life Time: 100,000h - L90 - B10 (Ta 25°C)
 Ambient temperature range: from -20°C to +35°C. (*)

Total luminous flux at or above an angle of 90° [Lm]: 4
 Emergency luminous flux [Lm]: /
 Voltage [V]: 230
 Life Time: 100,000h - L90 - B10 (Ta 40°C)
 Number of optical assemblies: 1

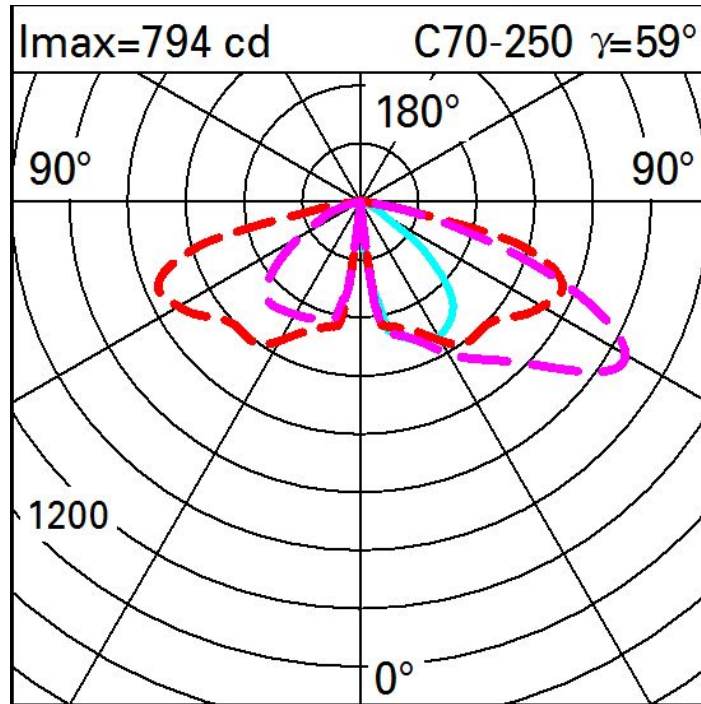
* Preliminary data

Optical assembly Characteristics Type 1

Light Output Ratio (L.O.R.) [%]: 76
 Lamp code: LED
 ZVEI Code: LED
 Nominal power [W]: 12
 Nominal luminous [Lm]: 1600
 Lamp maximum intensity [cd]: /
 Beam angle [°]: /

Number of lamps for optical assembly: 1
 Socket: /
 Ballast losses [W]: 1.6
 Colour temperature [K]: 3000
 CRI: 80
 Wavelength [Nm]: /
 MacAdam Step: 3

Polar



Isolux

