

# 525072

Product Sheet

## ares

THE OUTDOOR BY FLOS

ARES s.r.l - Socio Unico

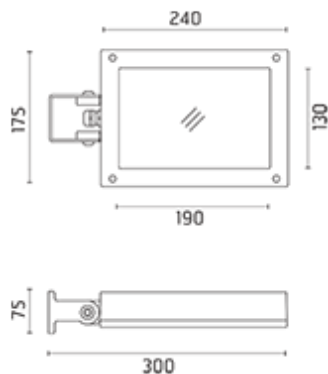
v.le dell'Artigianato n.24 - 20881 Bernareggio - MB (Italy)

www.aresill.net - flos.outdoor@flos.com

## Perseo 16

Adjustable projector for installation on wall or on pole. Configuration: die-cast aluminium structure. EN AB-47100 alloy (low copper content). Glass diffuser: extra-clear, fixed to the frame through a robotic gluing system. Double layer coating for high resistance to corrosion: the aluminium components are painted with a double coat using powders which are compliant with QUALICOAT standards: a first layer of epoxy powder (with excellent chemical and mechanical resistance) and a second finishing layer of polyester powder (resistant to UV rays and atmospheric agents). The entire painting process of the aluminium fitting starts from components which have been sand-blasted in advance to make the surface more porous and increase the adherence of the paint. Ares effects alkaline and acid washing to clean the surfaces completely, then rinses with demineralised water to remove any residue particles, subsequently a chemical conversion treatment is done to protect against rusting. Protection rating: IP65. In compliance with EN60598-1 standards. Class of insulation: I. Installation: wiring through an M16x1.5 metal cable gland (4,5mm- $\phi$ <10mm cables). Outdoor use requires suitable flexible cables assuring the watertightness of the cable gland.

### Perseo 16 Power LED / Adjustable - Street light optic 120°



### Product Code Details

# 525072

Light Source



NATURAL WHITE 4000K POWER LEDs 17,6W/220÷240V

Total power 20W

LED lm 1824 ÷ OUTPUT lm 985

CRI>80

Integral electronic power supply



IP65   

### Available Colors for this Version



### Warnings

#### Projector



Floor installation



The fitting is equipped with 1 cable input



Wall fitting



Protection against impact. IK 07 - 02,00 joule

#### Pole Top



Installation on pole



Protection against impact. IK 07 - 02,00 joule



The fitting is equipped with 1 cable input

### Light Flux, Placement





Code: 165  
Wall Washer Visor



Code: 166  
Anti Vandal Louvre



Code: 88  
Wall bracket  
620 mm



Code: 182  
Base plate and fixing bolts  
Ø 110 x H 160 mm



Code: 221  
Single bracket 180 mm  
for pole Ø 102 mm (codes: 4140, 4145, 4150, 4155)



Code: 222  
Double bracket 180 mm  
for pole Ø 102 mm (codes: 4140, 4145, 4150, 4155)



Code: 223  
Single bracket 500 mm  
for pole Ø 102 mm (codes: 4140, 4145, 4150, 4155)



Code: 224  
Double bracket 500 mm  
for pole Ø 102 mm (codes: 4140, 4145, 4150, 4155)



Code: 225  
Single bracket 180 mm  
for pole Ø 60 mm (codes: 1005, 1009, 1105, 1109)



Code: 226  
Double bracket 180 mm  
for pole Ø 60 mm (codes: 1005, 1009, 1105, 1109)



Code: 227  
Single bracket 500 mm  
for pole Ø 60 mm (codes: 1005, 1009, 1105, 1109)



Code: 228  
Double bracket 500 mm  
for pole Ø 60 mm (codes: 1005, 1009, 1105, 1109)



Code: 229  
Single bracket 180 mm  
for pole Ø 76 mm (codes: 248, 249, 250, 251)



Code: 230  
Double bracket 180 mm  
for pole Ø 76 mm (codes: 248, 249, 250, 251)



Code: 231  
Single bracket 500 mm  
for pole Ø 76 mm (codes: 248, 249, 250, 251)



Code: 232  
Double bracket 500 mm  
for pole Ø 76 mm (codes: 248, 249, 250, 251)




Code: 116  
Base plate and pole fixing bolts  
230 x 230 x H 200 mm




Code: 179  
ø48 - Poles with Base  
H 800 mm  
Combinable with Base plate and fixing bolts,  
code 182



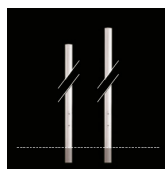
Code: 180  
ø48 - In-Ground Pole (+300 mm Root)  
H 2000 (+300) mm




Code: 248  
Pole with Base and Access Door  
With Terminal Block 4x1,5-16mmq  
ø76 mm  
H 3500 mm  
.6 grey  
.3 anthracite




Code: 249  
Pole with Base and Access Door  
With Terminal Block 4x1,5-16mmq  
ø76 mm  
H 4500 mm  
.6 grey  
.3 anthracite




Code: 250  
In-Ground Pole (+500 mm Root)  
With Access Door With Terminal Block 4x1,5-16mmq  
ø76 mm  
H 3500 mm (+500 mm)  
.6 grey  
.3 anthracite




Code: 251  
In-Ground Pole (+500 mm Root)  
With Access Door With Terminal Block 4x1,5-16mmq  
ø76 mm  
H 4500 mm (+500 mm)  
.6 grey  
.3 anthracite




Code: 4140  
Pole with Base and Access Door  
With Terminal Block 4x1,5-16mmq  
ø102mm  
H 4000mm  
.6 grey  
.3 anthracite




Code: 4145  
In-Ground Pole (+500 mm Root)  
With Access Door With Terminal Block 4x1,5-16mmq  
ø102mm  
H 4000mm (+500 mm)  
.6 grey  
.3 anthracite



Code: 4150  
Pole with Base and Access Door  
With Terminal Block 4x1,5-16mmq  
ø102mm  
H 5000mm  
.6 grey  
.3 anthracite



Code: 4155  
In-Ground Pole (+500 mm Root)  
With Access Door With Terminal Block 4x1,5-16mmq  
ø102mm  
H 5000mm (+500 mm)  
.6 grey  
.3 anthracite



Code: 237  
SPD: (Surge Protection Device) 275Vac  
Maximum discharge current 10KA (8/20µs)  
Maximum operating current 5A  
Suitable for series connection - IP66