

534030

Product Sheet

ares

THE OUTDOOR BY FLOS

ARES s.r.l - Socio Unico

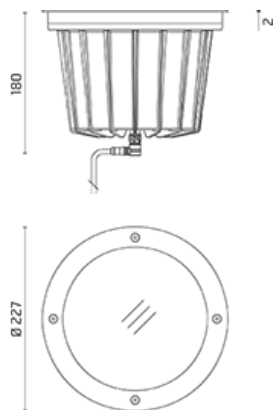

v.le dell'Artigianato n.24 - 20881 Bernareggio - MB (Italy)

www.aresill.net - flos.outdoor@flos.com

Naboo

Round luminaire for installation in-ground-recessed. Configuration: three sizes available. Die-cast aluminium structure and heat sink, EN AB-47100 alloy (low copper content). AISI 316L stainless steel outer frame. Glass diffuser: transparent with silkscreen border. Double layer coating for high resistance to corrosion: the aluminium components are painted with a double coat using powders which are compliant with QUALICOAT standards: a first layer of epoxy powder (with excellent chemical and mechanical resistance) and a second finishing layer of polyester powder (resistant to UV rays and atmospheric agents). The entire painting process of the aluminium fitting starts from components which have been sandblasted in advance to make the surface more porous and increase the adherence of the paint. Ares effects alkaline and acid washing to clean the surfaces completely, then rinses with demineralised water to remove any residue particles, subsequently a chemical conversion treatment is done to protect against rusting. Light Emission: Fully adjustable optic, different beams Protection rating: IP67 In compliance with EN60598-1 standards Class of insulation: II Installation: the luminaire is equipped with a watertight M12 screw-connector providing optimal insulation against water ingress and quick connection to the power supply unit (supplied with the luminaire as a remote IP67 Kit with electronic power supply). The power supply unit is equipped with a piece of cable of 400mm with screw connector towards the luminaire and a piece of cable of 300mm to be used for wiring. Outdoor use requires suitable flexible cables. Installation requires a dedicated box to be ordered separately. It is important to provide a >300mm gravel layer or a drain system (for concrete surface) to ensure good drainage and to avoid water stagnation. We recommend the use of a connection system with a protection degree greater than or equal to the protection degree of the luminaire.

Naboo225 Power LED / Adjustable Optic - Asymmetric Optic 65°x54°



IP67   

Available Colors for this Version



0. Inox

Warnings

Ground Recessed



Recessed ground fitting



Protection against water ingress from the cable



Protection against impact. IK 09 - 10,00 joule



Pre-wired with approx 250mm of cable.



Glass surface temperature



Do not install in hollow areas



Drive over.



Installation requires a 30 cm water drainage layer (gravel)



Static load: 2000Kg walk over

Light Flux, Placement



Product Code Details

534030

Light Source



WARM WHITE 3000K POWER LEDs 16,8W/220÷240V

Total power 21W

LED lm 1818 ÷ OUTPUT lm 1572

CRI >80

Kit with remote electronic power supply



Accessories




Code: 189
Box for installation
Ø 222 x H 280mm



Code: 215
3/4 way terminal block 3 poles IP68
(Ø 5,5÷12 mm cable)



Code: 236
2 way terminal block 3 poles IP68
(Ø 5,5÷12 mm cable)



Code: 237
SPD: (Surge Protection Device) 275Vac
Maximum discharge current 10KA (8/20µs)
Maximum operating current 5A
Suitable for series connection - IP66