

1628014

Product Sheet

ares
THE OUTDOOR BY FLOS

ARES s.r.l - Socio Unico
v.le dell'Artigianato n.24 - 20881 Bernareggio - MB (Italy)
www.aresill.net - flos.outdoor@flos.com

Mini Franco

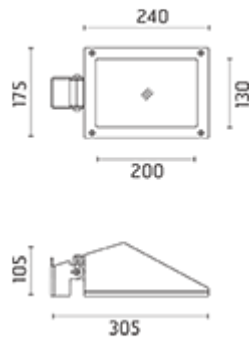
Luminaire for installation on wall or on pole. Configuration: die-cast aluminium structure, EN AB-47100 alloy (low copper content) and pure aluminium reflector. Glass diffuser: extra-clear. Double layer coating for high resistance to corrosion: the aluminium components are painted with a double coat using powders which are compliant with QUALICOAT standards: a first layer of epoxy powder (with excellent chemical and mechanical resistance) and a second finishing layer of polyester powder (resistant to UV rays and atmospheric agents). The entire painting process of the aluminium fitting starts from components which have been sand-blasted in advance to make the surface more porous and increase the adherence of the paint. Ares effects alkaline and acid washing to clean the surfaces completely, then rinses with demineralised water to remove any residue particles, subsequently a chemical conversion treatment is done to protect against rusting. Protection rating: IP65. In compliance with EN60598-1 standards. Class of insulation: I. Installation: wiring through a M16x1,5 metal cable gland (4,5mm- \varnothing <10mm cables). Outdoor use requires suitable flexible cables assuring the watertightness of the cable gland. CoB LED version is supplied with a 2-way terminal block for 3-conductor cables - IP68.

IP65   CE

Available Colors for this Version



MiniFranco CoB LED / Adjustable - Asymmetric Optic



Product Code Details

1628014

Light Source



NATURAL WHITE 4000K CoB LED 22W/220÷240V
Total power 24W
LED lm 3221 ÷ OUTPUT lm 1698
CRI >80
Integral electronic power supply



Warnings

Projector



Floor installation



The fitting is equipped with 1 cable input



Wall fitting



Protection against impact. IK 07 - 02,00 joule

Pole Top



Installation on pole



Protection against impact. IK 07 - 02,00 joule



The fitting is equipped with 1 cable input

Light Flux, Placement



Accessories



Code: 221
Single bracket 180 mm
for pole Ø 102 mm (codes: 4140, 4145, 4150, 4155)



Code: 222
Double bracket 180 mm
for pole Ø 102 mm (codes: 4140, 4145, 4150, 4155)



Code: 223
Single bracket 500 mm
for pole Ø 102 mm (codes: 4140, 4145, 4150, 4155)



Code: 224
Double bracket 500 mm
for pole Ø 102 mm (codes: 4140, 4145, 4150, 4155)



Code: 225
Single bracket 180 mm
for pole Ø 60 mm (codes: 1005, 1009, 1105, 1109)



Code: 226
Double bracket 180 mm
for pole Ø 60 mm (codes: 1005, 1009, 1105, 1109)



Code: 227
Single bracket 500 mm
for pole Ø 60 mm (codes: 1005, 1009, 1105, 1109)



Code: 228
Double bracket 500 mm
for pole Ø 60 mm (codes: 1005, 1009, 1105, 1109)



Code: 229
Single bracket 180 mm
for pole Ø 76 mm (codes: 248, 249, 250, 251)



Code: 230
Double bracket 180 mm
for pole Ø 76 mm (codes: 248, 249, 250, 251)



Code: 231
Single bracket 500 mm
for pole Ø 76 mm (codes: 248, 249, 250, 251)



Code: 232
Double bracket 500 mm
for pole Ø 76 mm (codes: 248, 249, 250, 251)



Code: 237
SPD: (Surge Protection Device) 275Vac
Maximum discharge current 10KA (8/20µs)
Maximum operating current 5A
Suitable for series connection - IP66



Code: 243
Base plate and fixing bolts Ø 119 x H 160 mm



Code: 116
Base plate and pole fixing bolts
230 x 230 x H 200 mm



Code: 88
Wall bracket
620 mm



Code: 117
ø60 - Pole with base
H 2000 mm



Code: 1005
ø60 - Pole with base
H 500 mm




Code: 1009
ø60 - Pole with base
H 900 mm




Code: 1105
ø60 - In-Ground Pole (+300 mm Root)
H 500 (+300) mm




Code: 1109
 ø60 - In-Ground Pole (+300 mm Root)
 H 900 (+300) mm




Code: 248
 Pole with Base and Access Door
 With Terminal Block 4x1,5-16mmq
 ø76 mm
 H 3500 mm
 .6 grey
 .3 anthracite




Code: 249
 Pole with Base and Access Door
 With Terminal Block 4x1,5-16mmq
 ø76 mm
 H 4500 mm
 .6 grey
 .3 anthracite




Code: 250
 In-Ground Pole (+500 mm Root)
 With Access Door With Terminal Block 4x1,5-16mmq
 ø76 mm
 H 3500 mm (+500 mm)
 .6 grey
 .3 anthracite




Code: 251
 In-Ground Pole (+500 mm Root)
 With Access Door With Terminal Block 4x1,5-16mmq
 ø76 mm
 H 4500 mm (+500 mm)
 .6 grey
 .3 anthracite




Code: 4140
 Pole with Base and Access Door
 With Terminal Block 4x1,5-16mmq
 ø102mm
 H 4000mm
 .6 grey
 .3 anthracite



Code: 4145
 In-Ground Pole (+500 mm Root)
 With Access Door With Terminal Block 4x1,5-16mmq
 ø102mm
 H 4000mm (+500 mm)
 .6 grey
 .3 anthracite



Code: 4150
 Pole with Base and Access Door
 With Terminal Block 4x1,5-16mmq
 ø102mm
 H 5000mm
 .6 grey
 .3 anthracite



Code: 4155
 In-Ground Pole (+500 mm Root)
 With Access Door With Terminal Block 4x1,5-16mmq
 ø102mm
 H 5000mm (+500 mm)
 .6 grey
 .3 anthracite



Code: 116
 Base plate and pole fixing bolts
 230 x 230 x H 200 mm