

9728413

Product Sheet

ares

THE OUTDOOR BY FLOS

ARES s.r.l - Socio Unico

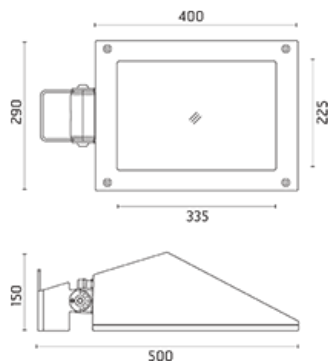
v.le dell'Artigianato n.24 - 20881 Bernareggio - MB (Italy)

www.aresill.net - flos.outdoor@flos.com

Maxi Franco

Luminaire for installation on wall or on pole. Configuration: die-cast aluminium structure, EN AB-47100 alloy (low copper content) and pure aluminium reflector. Glass diffuser: extra-clear. Graduated stainless steel fixing plate for a precise adjustment. Double layer coating for high resistance to corrosion: the aluminium components are painted with a double coat using powders which are compliant with QUALICOAT standards: a first layer of epoxy powder (with excellent chemical and mechanical resistance) and a second finishing layer of polyester powder (resistant to UV rays and atmospheric agents). The entire painting process of the aluminium fitting starts from components which have been sand-blasted in advance to make the surface more porous and increase the adherence of the paint. Ares effects alkaline and acid washing to clean the surfaces completely, then rinses with demineralised water to remove any residue particles, subsequently a chemical conversion treatment is done to protect against rusting. Protection rating: IP65. In compliance with EN60598-1 standards. Class of insulation: I. Installation: wiring through a M20x1,5 metal cable gland (7mm < Ø < 13mm cables). Outdoor use requires suitable flexible cables assuring the watertightness of the cable gland.

MaxiFranco CoB LED / Adjustable - Symmetric Optic



Product Code Details

9728413

Light Source



NATURAL WHITE 4000K CoB LED 45W/220÷240V

Total power 52W

LED lm 6446 ÷ OUTPUT lm 4142

CRI >80

Integral electronic power supply



IP65   

Available Colors for this Version



Warnings

Projector



Wall fitting



The fitting is equipped with 1 cable input



Floor installation



Protection against impact. IK 07 - 02,00 joule

Pole Top



Installation on pole



Protection against impact. IK 07 - 02,00 joule



The fitting is equipped with 1 cable input

Light Flux, Placement



Accessories



Code: 78
Single bracket 180 mm
for pole Ø 102 mm (codes: 4140, 4145, 4150, 4155)



Code: 90
Double bracket 180 mm
Proper to pole ø 102 mm, code: 4140, 4145, 4150, 4155



Code: 79
Single bracket 500 mm
for pole Ø 102 mm (codes: 4140, 4145, 4150, 4155)



Code: 89
Double bracket 500 mm
Proper to pole ø 102 mm, code: 4140, 4145, 4150, 4155



Code: 93
Single bracket 180 mm
for pole Ø 60 mm (codes: 1005, 1009, 1105, 1109)



Code: 95
Double bracket 180 mm
Proper to pole ø 60 mm, code: 1005, 1009, 1105, 1109



Code: 94
Single bracket 500 mm
for pole Ø 60 mm (codes: 1005, 1009, 1105, 1109)



Code: 96
Double bracket 500 mm
Proper to pole ø 60 mm, code: 1005, 1009, 1105, 1109



Code: 112
Single bracket 180 mm
for pole Ø 76 mm (codes: 248, 249, 250, 251)



Code: 114
Double bracket 180 mm
for pole Ø 76 mm




Code: 113
Single bracket 500 mm
for pole Ø 76 mm (codes: 248, 249, 250, 251)




Code: 115
Double bracket 500 mm
for pole Ø 76 mm




Code: 116
Base plate and pole fixing bolts
230 x 230 x H 200 mm




Code: 237
SPD: (Surge Protection Device) 275Vac
Maximum discharge current 10KA (8/20µs)
Maximum operating current 5A
Suitable for series connection - IP66




Code: 248
Pole with Base and Access Door
With Terminal Block 4x1,5-16mmq
ø76 mm
H 3500 mm
.6 grey
.3 anthracite




Code: 249
Pole with Base and Access Door
With Terminal Block 4x1,5-16mmq
ø76 mm
H 4500 mm
.6 grey
.3 anthracite




Code: 250
In-Ground Pole (+500 mm Root)
With Access Door With Terminal Block 4x1,5-16mmq
ø76 mm
H 3500 mm (+500 mm)
.6 grey
.3 anthracite



Code: 251
In-Ground Pole (+500 mm Root)
With Access Door With Terminal Block 4x1,5-16mmq
ø76 mm
H 4500 mm (+500 mm)
.6 grey
.3 anthracite




Code: 4140
Pole with Base and Access Door
With Terminal Block 4x1,5-16mmq
ø102mm
H 4000mm
.6 grey
.3 anthracite



Code: 4145
In-Ground Pole (+500 mm Root)
With Access Door With Terminal Block 4x1,5-16mmq
ø102mm
H 4000mm (+500 mm)
.6 grey
.3 anthracite



Code: 4150
Pole with Base and Access Door
With Terminal Block 4x1,5-16mmq
ø102mm
H 5000mm
.6 grey
.3 anthracite



Code: 4155
In-Ground Pole (+500 mm Root)
With Access Door With Terminal Block 4x1,5-
16mmq
ø102mm
H 5000mm (+500 mm)
.6 grey
.3 anthracite