

# 9628314

Product Sheet

## ares

THE OUTDOOR BY FLOS

ARES s.r.l - Socio Unico

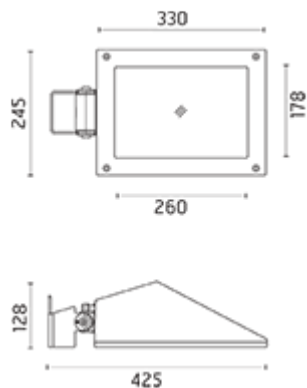
v.le dell'Artigianato n.24 - 20881 Bernareggio - MB (Italy)

www.aresill.net - flos.outdoor@flos.com

## Franco

Luminaire for installation on wall or on pole. Configuration: die-cast aluminium structure, EN AB-47100 alloy (low copper content) and pure aluminium reflector. Glass diffuser: extra-clear. Graduated stainless steel fixing plate for a precise adjustment. Double layer coating for high resistance to corrosion: the aluminium components are painted with a double coat using powders which are compliant with QUALICOAT standards: a first layer of epoxy powder (with excellent chemical and mechanical resistance) and a second finishing layer of polyester powder (resistant to UV rays and atmospheric agents). The entire painting process of the aluminium fitting starts from components which have been sand-blasted in advance to make the surface more porous and increase the adherence of the paint. Ares effects alkaline and acid washing to clean the surfaces completely, then rinses with demineralised water to remove any residue particles, subsequently a chemical conversion treatment is done to protect against rusting. Protection rating: IP65. In compliance with EN60598-1 standards. Class of insulation: I. Installation: wiring through a M20x1,5 metal cable gland (7mm<φ<13mm cables). Outdoor use requires suitable flexible cables assuring the watertightness of the cable gland.

### Franco CoB LED / Adjustable - Asymmetric Optic



### Product Code Details

# 9628314

Light Source



WARM WHITE 3000K CoB LED 39W/220-240V

Total power 43W

LED lm 5423 ÷ OUTPUT lm 2847

CRI >80

Integral electronic power supply



IP65

### Available Colors for this Version



### Warnings

#### Projector



Wall fitting



The fitting is equipped with 1 cable input



Floor installation



Protection against impact. IK 07 - 02,00 joule

#### Pole Top



Installation on pole



Protection against impact. IK 07 - 02,00 joule



The fitting is equipped with 1 cable input

### Light Flux, Placement



## Accessories



Code: 78  
Single bracket 180 mm  
for pole Ø 102 mm (codes: 4140, 4145, 4150, 4155)



Code: 90  
Double bracket 180 mm  
Proper to pole ø 102 mm, code: 4140, 4145, 4150, 4155



Code: 79  
Single bracket 500 mm  
for pole Ø 102 mm (codes: 4140, 4145, 4150, 4155)



Code: 89  
Double bracket 500 mm  
Proper to pole ø 102 mm, code: 4140, 4145, 4150, 4155



Code: 93  
Single bracket 180 mm  
for pole Ø 60 mm (codes: 1005, 1009, 1105, 1109)



Code: 95  
Double bracket 180 mm  
Proper to pole ø 60 mm, code: 1005, 1009, 1105, 1109



Code: 94  
Single bracket 500 mm  
for pole Ø 60 mm (codes: 1005, 1009, 1105, 1109)



Code: 96  
Double bracket 500 mm  
Proper to pole ø 60 mm, code: 1005, 1009, 1105, 1109



Code: 112  
Single bracket 180 mm  
for pole Ø 76 mm (codes: 248, 249, 250, 251)



Code: 114  
Double bracket 180 mm  
for pole Ø 76 mm




Code: 113  
Single bracket 500 mm  
for pole Ø 76 mm (codes: 248, 249, 250, 251)




Code: 115  
Double bracket 500 mm  
for pole Ø 76 mm




Code: 116  
Base plate and pole fixing bolts  
230 x 230 x H 200 mm




Code: 237  
SPD: (Surge Protection Device) 275Vac  
Maximum discharge current 10KA (8/20µs)  
Maximum operating current 5A  
Suitable for series connection - IP66




Code: 248  
Pole with Base and Access Door  
With Terminal Block 4x1,5-16mmq  
ø76 mm  
H 3500 mm  
.6 grey  
.3 anthracite




Code: 249  
Pole with Base and Access Door  
With Terminal Block 4x1,5-16mmq  
ø76 mm  
H 4500 mm  
.6 grey  
.3 anthracite




Code: 250  
In-Ground Pole (+500 mm Root)  
With Access Door With Terminal Block 4x1,5-16mmq  
ø76 mm  
H 3500 mm (+500 mm)  
.6 grey  
.3 anthracite



Code: 251  
In-Ground Pole (+500 mm Root)  
With Access Door With Terminal Block 4x1,5-16mmq  
ø76 mm  
H 4500 mm (+500 mm)  
.6 grey  
.3 anthracite




Code: 4140  
Pole with Base and Access Door  
With Terminal Block 4x1,5-16mmq  
ø102mm  
H 4000mm  
.6 grey  
.3 anthracite



Code: 4145  
In-Ground Pole (+500 mm Root)  
With Access Door With Terminal Block 4x1,5-16mmq  
ø102mm  
H 4000mm (+500 mm)  
.6 grey  
.3 anthracite



Code: 4150  
Pole with Base and Access Door  
With Terminal Block 4x1,5-16mmq  
ø102mm  
H 5000mm  
.6 grey  
.3 anthracite



Code: 4155  
In-Ground Pole (+500 mm Root)  
With Access Door With Terminal Block 4x1,5-  
16mmq  
ø102mm  
H 5000mm (+500 mm)  
.6 grey  
.3 anthracite