

118272151

Product Sheet

ares

THE OUTDOOR BY FLOS

ARES s.r.l - Socio Unico

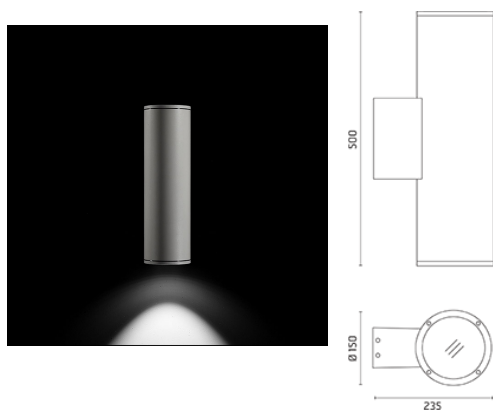
v.le dell'Artigianato n.24 - 20881 Bernareggio - MB (Italy)

www.aresill.net - flos.outdoor@flos.com

Emma ø150


Luminaire for installation on wall - surface mounted. Configuration: die-cast aluminium fixing base and frames, EN AB-47100 alloy (low copper content), extruded aluminium body. Glass diffuser: transparent. Double layer coating for high resistance to corrosion: the aluminium components are painted with a double coat using powders that are compliant with QUALICOAT standards: a first layer of epoxy powder (with excellent chemical and mechanical resistance) and a second finishing layer of polyester powder (resistant to UV rays and atmospheric agents). The entire painting process of the aluminium fitting starts from components that have been sandblasted in advance to make the surface more porous and increase the adherence of the paint. Ares effects alkaline and acid washing to clean the surfaces completely, then rinses with demineralised water to remove any residue particles, subsequently a chemical conversion treatment is done to protect against rusting. Protection rating: IP65. In compliance with EN 60598-1 standards. Class of insulation: I. Installation: wiring through two cable holders (8mm<Ø<12mm cables). Outdoor use requires suitable flexible cables assuring the watertightness of the cable holder. A quick clamp placed in the wiring unit allows an easy connection and disconnection for installation or maintenance.

Emma150 CoB LED / Unidirectional - Medium Beam 40°



IP65   

Available Colors for this Version



Warnings

Wall



Wall fitting




Protection against impact.
IK 07 - 02,00 joule



The fitting is equipped with 2 cable input.

Light Flux, Placement



Product Code Details

118272151

Light Source



WARM WHITE 3000K CoB LED 17W/220÷240V

Total power 20W


LED lm 2567 ÷ OUTPUT lm 2068

CRI>80

Integral electronic power supply



Accessories



Code: 237

SPD: (Surge Protection Device) 275Vac

Maximum discharge current 10KA (8/20μs)

Maximum operating current 5A

Suitable for series connection - IP66