

539021

Product Sheet

ares

THE OUTDOOR BY FLOS

ARES s.r.l - Socio Unico

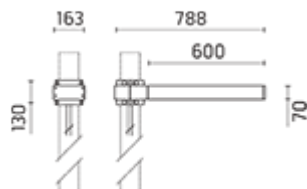
v.le dell'Artigianato n.24 - 20881 Bernareggio - MB (Italy)

www.aresill.net - flos.outdoor@flos.com

Dooku

Projector for installation on wall or on pole (Ø76mm or Ø102mm). Configuration: extruded aluminium structure with diecast closing ends, EN AB-47100 alloy (low copper content). Glass diffuser: extra-clear with silk-screen border, fixed to the aluminium through a robotic gluing system. Double layer coating for high resistance to corrosion: the aluminium components are painted with a double coat using powders which are compliant with QUALICOAT standards: a first layer of epoxy powder (with excellent chemical and mechanical resistance) and a second finishing layer of polyester powder (resistant to UV rays and atmospheric agents). The entire painting process of the aluminium fitting starts from components which have been sand-blasted in advance to make the surface more porous and increase the adherence of the paint. Ares effects alkaline and acid washing to clean the surfaces completely, then rinses with demineralised water to remove any residue particles, subsequently a chemical conversion treatment is done to protect against rusting. Protection rating: IP65. In compliance with EN60598-1 standards. Class of insulation: I. Installation: the luminaire is equipped with 400mm cable and a 2-way terminal block for 3-conductor cables - IP68.

Dooku600 Power LED / Pole Ø 102mm -
Single Top Pole - Wide Beam 120° (Wide
Spaces - Public Areas - Parking Areas)



IP65   

Available Colors for this Version



6. grey



3. anthracite

Warnings

Pole Top



Installation on pole



Pre-wired with approx
1000mm of cable.



Protection against impact.
IK 09 - 10,00 joule

Light Flux, Placement



Product Code Details

539021

Light Source



WARM WHITE 3000K POWER LEDs 67,2W/220÷240V


Total power 78W

LED lm 8006 ÷ OUTPUT lm 6337


CRI >80

Integral electronic power supply







Code: 248
Pole with Base and Access Door
With Terminal Block 4x1,5-16mmq
ø76 mm
H 3500 mm
.6 grey
.3 anthracite



Code: 249
Pole with Base and Access Door
With Terminal Block 4x1,5-16mmq
ø76 mm
H 4500 mm
.6 grey
.3 anthracite



Code: 250
In-Ground Pole (+500 mm Root)
With Access Door With Terminal Block 4x1,5-16mmq
ø76 mm
H 3500 mm (+500 mm)
.6 grey
.3 anthracite




Code: 251
In-Ground Pole (+500 mm Root)
With Access Door With Terminal Block 4x1,5-16mmq
ø76 mm
H 4500 mm (+500 mm)
.6 grey
.3 anthracite




Code: 4140
Pole with Base and Access Door
With Terminal Block 4x1,5-16mmq
ø102mm
H 4000mm
.6 grey
.3 anthracite



Code: 4150
Pole with Base and Access Door
With Terminal Block 4x1,5-16mmq
ø102mm
H 5000mm
.6 grey
.3 anthracite




Code: 4145
In-Ground Pole (+500 mm Root)
With Access Door With Terminal Block 4x1,5-16mmq
ø102mm
H 4000mm (+500 mm)
.6 grey
.3 anthracite



Code: 4155
In-Ground Pole (+500 mm Root)
With Access Door With Terminal Block 4x1,5-16mmq
ø102mm
H 5000mm (+500 mm)
.6 grey
.3 anthracite



Code: 116
Base plate and pole fixing bolts
230 x 230 x H 200 mm



Code: 237
SPD: (Surge Protection Device) 275Vac
Maximum discharge current 10KA (8/20µs)
Maximum operating current 5A
Suitable for series connection - IP66