

# 507013

Product Sheet

## ares

THE OUTDOOR BY FLOS

ARES s.r.l - Socio Unico

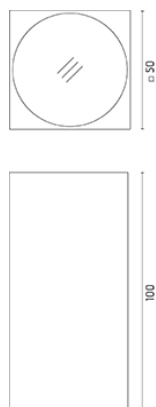

v.le dell'Artigianato n.24 - 20881 Bernareggio - MB (Italy)

www.aresill.net - flos.outdoor@flos.com

## Delta


Luminaire for installation on wall - surface mounted. Configuration: turned aluminium body (EN AW6060 alloy) and AISI 316L stainless steel fixing bracket. Glass diffuser: extra clear with silkscreen border, fixed to the body by a double-sided tape. Double layer coating for high resistance to corrosion: the aluminium components are painted with a double coat using powders that are compliant with QUALICOAT standards: a first layer of epoxy powder (with excellent chemical and mechanical resistance) and a second finishing layer of polyester powder (resistant to UV rays and atmospheric agents). The entire painting process of the aluminium fitting starts from components that have been sandblasted in advance to make the surface more porous and increase the adherence of the paint. Ares effects alkaline and acid washing to clean the surfaces completely, then rinses with demineralised water to remove any residue particles, subsequently a chemical conversion treatment is done to protect against rusting. Protection rating: IP65. In compliance with EN 60598-1 standards. Class of insulation: III. Installation: the luminaire is supplied with a piece of cable (approx. 250mm) for an easy-to-make connection and it is equipped with a dc/dc resin-coated converter that removes electromagnetic interference. The luminaire is protected against polarity reversal and sudden voltage peak. Parallel wiring required. We recommend the use of a connection system with a protection degree greater than or equal to the protection degree of the luminaire.

### Delta Power LED / Unidirectional - Medium Beam 30°



IP65   

### Available Colors for this Version



### Warnings

#### Wall



Wall fitting



Remote device required



Pre-wired with approx 250mm of cable.



Protection against impact. IK 05 - 0,70 joule

### Light Flux, Placement



### Product Code Details

# 507013

Light Source



WARM WHITE 3000K POWER LED 2,2W/24Vdc

Total power 3,4W

LED lm 182 ÷ OUTPUT lm 114

CRI>80

Remote electronic power supply to be ordered



## Accessories

---



Code: 150  
Supported n. of lamps: 1  
Power supply dual function  
Vout 24Vdc: 8W/100÷240V  
Iout 350mA: 6X1W/100÷240V  
IP20 CLASS II SELV EQ.



Code: 106  
Supported n. of lamps: 1  
Power supply dual function  
Vout 24Vdc: 8W/100÷240V  
Iout 350mA: 6X1W/100÷240V - IP65 CLASS II  
SELV EQ.



Code: 87  
Supported n. of lamps: 2  
Power supply  
10W/110÷240V - 24Vdc  
IP20 CLASS II SELV.



Code: 175  
Supported n. of lamps: 2  
Power supply  
10W/110÷240V - 24Vdc  
IP67 CLASS II SELV.



Code: 147  
Supported n. of lamps: 3  
Power supply  
20W/220÷240V - 24Vdc  
IP67 CLASS II SELV.



Code: 155  
Supported n. of lamps: 9  
Power supply  
50W/120÷240V - 24Vdc  
IP67 CLASS II SELV.



Code: 110  
Supported n. of lamps: 17  
Power supply  
70W/220÷240V - 24Vdc  
IP67 CLASS II SELV EQ.