

9483131

Product Sheet

ares

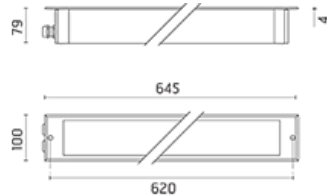

THE OUTDOOR BY FLOS

ARES s.r.l - Socio Unico
v.le dell'Artigianato n.24 - 20881 Bernareggio - MB (Italy)
www.aresill.net - flos.outdoor@flos.com

Cielo

Linear luminaire for installation in ground or ceiling - recessed. Configuration: extruded aluminium body and die-cast double closing end on each side. Glass diffuser: 8mm thick transparent or sandblasted with silkscreen border, fixed to the aluminium body through a robotic gluing system. Double layer coating for high resistance to corrosion: the aluminium components are painted with a double coat using powders which are compliant with QUALICOAT standards: a first layer of epoxy powder (with excellent chemical and mechanical resistance) and a second finishing layer of polyester powder (resistant to UV rays and atmospheric agents). The entire painting process of the aluminium fitting starts from components which have been sandblasted in advance to make the surface more porous and increase the adherence of the paint. Ares effects alkaline and acid washing to clean the surfaces completely, then rinses with demineralised water to remove any residue particles, subsequently a chemical conversion treatment is done to protect against rusting. Protection rating: IP67 In compliance with EN 60598-1 standards Class of insulation: fluorescent lamp: II; LED module: I; RGB module: II Installation: the electrical components are installed on a removable frame. Wiring through two plastic M20 cable glands (6ϕ<math><12\text{mm}</math> cables) placed on one of the two closing ends where a plastic box allows connection to the removable electric module. RGB version: the luminaire is equipped with two pieces of cable for an easy-to-make connection. Outdoor use requires suitable flexible cables assuring the watertightness of the cable gland. Installation requires a dedicated box to be ordered separately. It is important to provide a >200mm gravel layer or a drain system (for concrete surfaces) to ensure good drainage and to avoid water stagnation. We recommend the use of a connection system with a protection degree greater than or equal to the protection degree of the luminaire.

Cielo Power LED / L 645 mm - Transparent Glass - Adjustable Optic - Elliptical Beam



Product Code Details

9483131

Light Source




WARM WHITE 3000K POWER LEDs 13,2W/220÷240V
Total power 16W
LED lm 1440 ÷ OUTPUT lm 1155
CRI >80
Integral electronic power supply



IP67

Available Colors for this Version



Warnings

Ground Recessed

- Recessed ground fitting
- Do not install in hollow areas
- The fitting is equipped with 2 cable input.
- Static load: 1500Kg walk over
- Protection against impact. IK 09 - 10,00 joule
- Installation requires a 20 cm water drainage layer (gravel)
- Check that diffuser's temperature "T max °C" (tested at 25°C) complies with your local regulation. Glass surface temperature

Ceiling Recessed

- The fitting is equipped with 2 cable input.
- Protection against impact. IK 09 - 10,00 joule
- Ceiling recessed installation. (for L 645 and L 1245 version only)

Light Flux, Placement



Accessories



Code: 71
Box for installation
835 x 95 H 95 mm



Code: 81
Frame for recessed installation on ceiling
670 x 100 x H8 mm



Code: 237
SPD: (Surge Protection Device) 275Vac
Maximum discharge current 10KA (8/20 μ s)
Maximum operating current 5A
Suitable for series connection - IP66