

530008

Product Sheet

ares

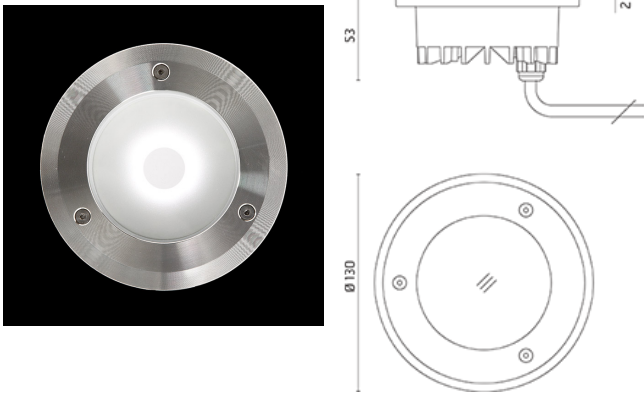
THE OUTDOOR BY FLOS

ARES s.r.l - Socio Unico
v.le dell'Artigianato n.24 - 20881 Bernareggio - MB (Italy)
www.aresill.net - flos.outdoor@flos.com

Chiara

Round luminaire for installation on wall or ground - recessed. Configuration: die-cast aluminium structure, EN AB-47100 alloy (low copper content) and AISI 316L blasted stainless steel frame. Glass diffuser: Sandblasted with silkscreen border, fixed to the aluminium body through a robotic gluing system. Double layer coating for high resistance to corrosion: the aluminium components are painted with a double coat using powders which are compliant with QUALICOAT standards: a first layer of epoxy powder (with excellent chemical and mechanical resistance) and a second finishing layer of polyester powder (resistant to UV rays and atmospheric agents). The entire painting process of the aluminium fitting starts from components which have been sandblasted in advance to make the surface more porous and increase the adherence of the paint. Ares effects alkaline and acid washing to clean the surfaces completely, then rinses with demineralised water to remove any residue particles, subsequently a chemical conversion treatment is done to protect against rusting. Protection rating: IP67 In compliance with EN 60598-1 standards Class of insulation: mains: I; low-voltage: III Installation: the luminaire is equipped with a piece of cable for an easy-to-make connection. 220-230V version: the cable is supplied with a 2-way connector for 3-conductor cables (H2O STOP) for an easy-to-make connection. 24V version: the cable is integrated with an H2O STOP device. Outdoor use requires suitable flexible cables. Installation requires a dedicated box to be ordered separately. It is important to provide a >200mm gravel layer or a drain system (for concrete surface) to ensure good drainage and to avoid water stagnation. We recommend the use of a connection system with a protection degree greater than or equal to the protection degree of the luminaire.

Chiara Mid-Power LED / Stainless Steel Frame - Sandblasted Glass - Direct 230V



Product Code Details

530008

Light Source



WARM WHITE 3000K MID-POWER LEDs 3,5W/220-230V

Total power 4W

LED lm 380 ÷ OUTPUT lm 189


CRI>80

Led module set up to work directly connected to the mains



IP67

Available Colors for this Version



Warnings

Ground Recessed

- Recessed ground fitting
- Pre-wired with approx 250mm of cable.
- Glass surface temperature
- Protection against water ingress from the cable
- Protection against impact. IK 08 - 05,00 joule
- Do not install in hollow areas
- Remote device required for 24V version
- Installation requires a 20 cm water drainage layer (gravel)
- Static load: 500Kg walk over

Wall Recessed

- Pre-wired with approx 250mm of cable.
- Recessed wall fitting
- Protection against impact. IK 08 - 05,00 joule
- Remote device required for 24V version
- Protection against water ingress from the cable

Light Flux, Placement




Accessories



Code: 50
Box for installation
Ø 113 H 72 mm



Code: 215
3/4 way terminal block 3 poles IP68
(Ø 5,5-12 mm cable)



Code: 237
SPD: (Surge Protection Device) 275Vac
Maximum discharge current 10KA (8/20µs)
Maximum operating current 5A
Suitable for series connection - IP66