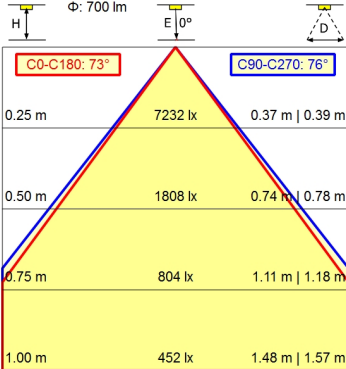
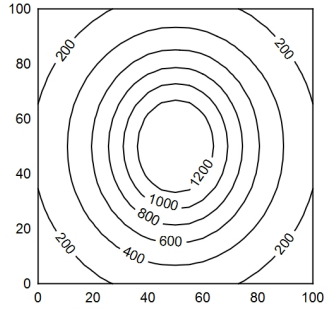
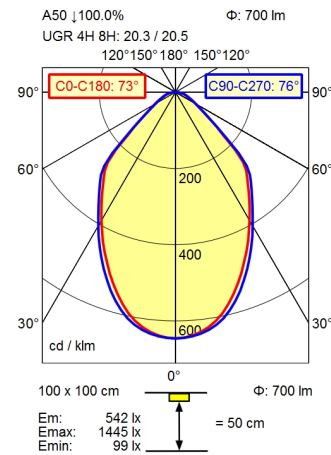


- CEE 7/XVI
- BS 1363
- NEMA 1-15P



- light source
- work equipment
- connected load
- secondary tension
- power consumption
- sec. power consumption
- luminous flux
- luminous efficiency
- light type/-color
- colour temperatur
- color rendering index
- light distribution
- direct ratio
- beam angle
- chromaticity tolerance LED
- luminance (L65)
- unified glare rating (4H 8H)
- class of protection
- technology
- operation
- housing
- cover
- arm
- weight (net)
- mains lead
- fastening
- decorative contrast side parts

- LED
- electronic transformer
- 100 - 240 V; alternating current (AC); 50 Hz; 60 Hz
- 24 V
- ca. 12 W
- ca. 10 W
- approx. 700 lm
- approx. 70 lm/W
- cold white
- approx. 5.000 K
- CRI > 90; R9 > 50
- direct
- approx. 100 %
- 75°
- < 3 SDCM
- <= 12000 cd/m²
- <= 25
- II with plug-in power supply, III without plug-in power supply
- Touch DIM
- multi-function switch
- aluminium coloured anodised
- structured; plastic
- silver metallic
- ca. 2 kg
- ca. 3 m; mains plug; CEE 7/XVI; BS 1363; NEMA 1-15P
- table base
- black

