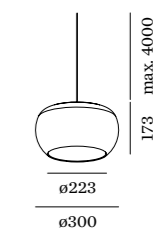
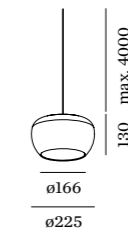
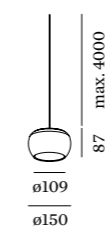




WETRO

CEILING SUSPENDED



1.0

LED 8W | 220-240VAC | 50-60Hz
PCB 3-step | incl. PS | phase-cut dim
artisanal hand-blown glass

0.56 kg | IP20 | 0.3m

1800-2850K | >80 CRI | 400lm

CODE
233189P9
233189B9

2.0

LED 8W | 220-240VAC | 50-60Hz
PCB 3-step | incl. PS | phase-cut dim
artisanal hand-blown glass

0.97 kg | IP20 | 0.3m

1800-2850K | >80 CRI | 400lm

CODE
233289P9
233289B9

3.0

LED 8W | 220-240VAC | 50-60Hz
PCB 3-step | incl. PS | phase-cut dim
artisanal hand-blown glass

1.69 kg | IP20 | 0.3m

1800-2850K | >80 CRI | 400lm

CODE
233389P9
233389B9



As awarded by The Chicago Athenaeum:
Museum of Architecture and Design

ALWAYS USE

single ceiling base

CODE
90052022
90052021

multiple suspension on page 552

ALWAYS USE

single ceiling base

CODE
90052022
90052021

multiple suspension on page 552

ALWAYS USE

single ceiling base

CODE
90052022
90052021

multiple suspension on page 552