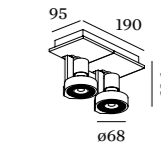
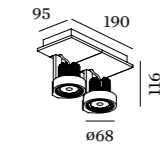
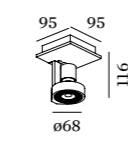
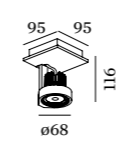




PLUXO

CEILING SURFACE



1.0 LED

LED 8W | 220-240V | 50-60Hz
COB 3-step | incl. PS | phase-cut dim
aluminium powder coated

0.53kg | IP20 | 0.3+D | 36°

45°/45° | 10°

Light Colour	CODE
2700K	142164W
3000K	142164S
1800-2850K	142164B

Light Colour Selection

Temperature	LUMEN	CRI	CODE
2700K	470	>90	3
3000K	470	>90	5
1800-2850K	410	>95	9

1.0 PAR16

PAR16 max.35W | GU10
100-240VAC | 50-60Hz
aluminium powder coated

0.41kg | IP20 | 0.9+D

45°/45° | 13°

Light Colour	CODE
2700K	142120W0
3000K	142120S0
1800-2850K	142120B0

OPTIONAL

PAR16 LED GU10 7W
phase-cut dim

Temperature	CODE
2700K	901228W2
3000K	901228W4
1800-2850K	901229S9

more lamps and specs on page 541

2.0 LED

2xLED 8W | 220-240V | 50-60Hz
COB 3-step | incl. PS | phase-cut dim
aluminium powder coated

1.06kg | IP20 | 0.3+D | 36°

45°/45° | 10°

Light Colour	CODE
2700K	142264W
3000K	142264S
1800-2850K	142264B

Light Colour Selection

Temperature	LUMEN	CRI	CODE
2700K	2x470	>90	3
3000K	2x470	>90	5
1800-2850K	2x410	>95	9

2.0 PAR16

2xPAR16 max.35W | GU10
100-240VAC | 50-60Hz
aluminium powder coated

0.82kg | IP20 | 0.9+D

45°/45° | 13°

Light Colour	CODE
2700K	142220W0
3000K	142220S0
1800-2850K	142220B0

OPTIONAL

PAR16 LED GU10 7W
phase-cut dim

Temperature	CODE
2700K	901228W2
3000K	901228W4
1800-2850K	901229S9

more lamps and specs on page 541