

HEXO

21-09-2015

2.0 | 3.0 LED

LED 8W | 220-240VAC | 50-60Hz | COB 2-step | incl. PS | phase-cut dim

CE IP20 960°C 0,3m 36° P

2.0 200mm	
gold	207364G_
bronze	207364Q_
copper	207364P_
black texture	207364B_

3.0 300mm	
gold	207464G_
bronze	207464Q_
copper	207464P_
black texture	207464B_

LIGHT COLOUR

2200K >80CRI 380lm	1
2700K >80CRI 480lm	2
3000K >80CRI 480lm	4

2.0 | 3.0 PAR16

max. 35W | 220-240VAC | 50-60Hz | COB 2-step | incl. PS | phase-cut dim

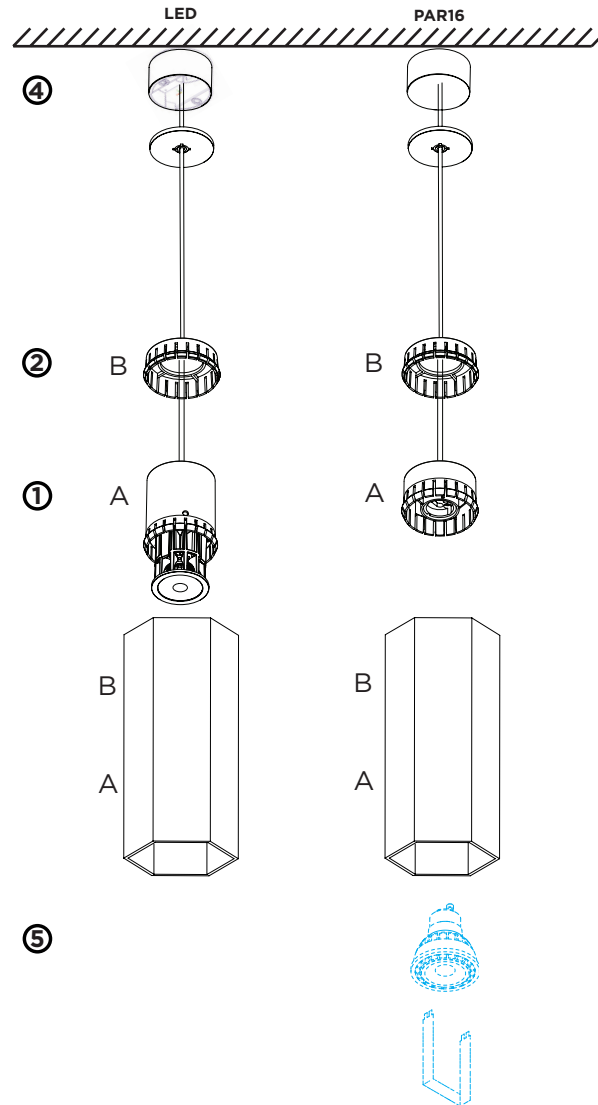
CE IP20 960°C 0,3m 36° P

2.0 200mm	
gold	207320G0
bronze	207320Q0
copper	207320P0
black texture	207320B0

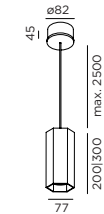
3.0 300mm	
gold	207420G0
bronze	207420Q0
copper	207420P0
black texture	207420B0

OPTIONAL

for PAR16 lamps see our catalogue



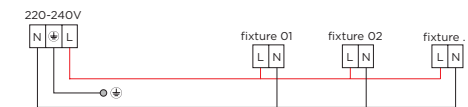
DIMENSIONS



MOUNTING INSTRUCTION

- 1 Insert part A until it clicks in the lower part of the cover
- 2 Insert part B until it clicks in the higher part of the cover
- 3 **POWER CONNECTION**
Connect wiring to the power supply (for LED)
or to terminal block (for PAR16)

PARALLEL CONNECTION



- 4 Mount the ceiling base on the ceiling
- 5 **ONLY FOR PAR16**
Insert the lamp with the tool



WEVER & DUCRÉ
LIGHTING

www.weverducre.com

**INSTALLATION
INSTRUCTIONS**