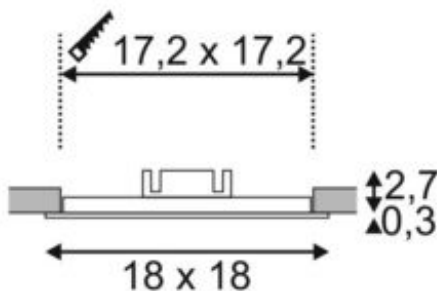
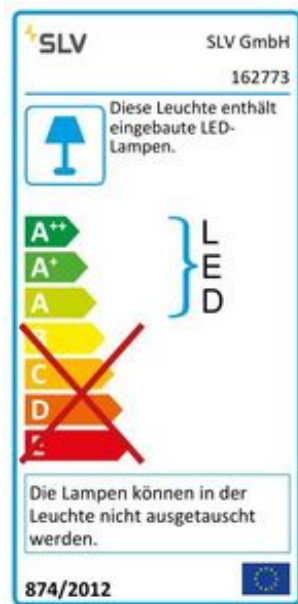
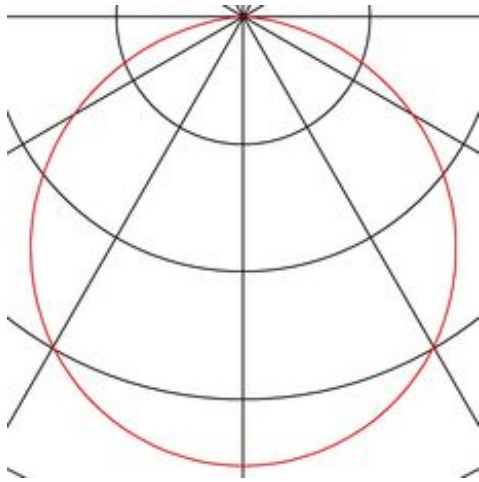


SENSER 10

recessed light, LED, 3000K, square, white, 10W



| | |
|---------------------------|--|
| Article number | 162773 |
| Number of light sources | 1 |
| Max. wattage | 10 Watt |
| Lamp | SMD LED Module |
| Light distribution type 1 | Direct |
| Light distribution type 3 | rotationally symmetric |
| Product family | Senser |
| Feed-in capability | No |
| Lamp included | No |
| Installation length | 17.2 cm |
| Installation width | 17.2 cm |
| Installation depth | 4 cm |
| Length | 18 cm |
| Width | 18 cm |
| Height | 3 cm |
| Net weight | 0.517 kg |
| Gross weight | 0.676 kg |
| Voltage | 350 Volts |
| Protection class | III |
| Beam angle | 120 Degree |
| Material | Aluminium |
| Colour | white |
| Way of mounting | Recessed ceiling mounting |
| Remark 1 | A suitable 350mA constant current driver is required for operation |
| Average lifespan | 30000 Hours |
| Colour temperature | 3000 Kelvin |
| Colour rendering index | 80 |
| Luminous flux | 560 lm |
| Energy efficiency class | A++ |



| | |
|-----------------|---------------------|
| fastCalcEnabled | Yes |
| ranking | 300 |
| Catalogue page | BIG WHITE 2017: 495 |

The SENSER 10 recessed light made from aluminium is available in matt white or silver-grey finish, as well as with round or square shade. The 120° beam angle of the fixed, Premium LED module provides a broad and uniform base illumination. A suitable constant current driver providing 350mA is required to operate the recessed fitting.