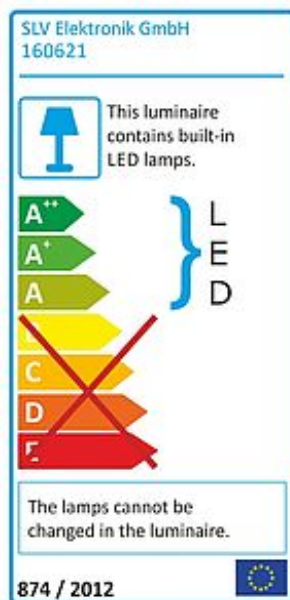
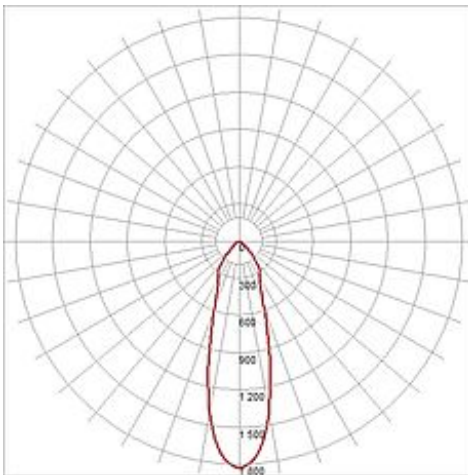

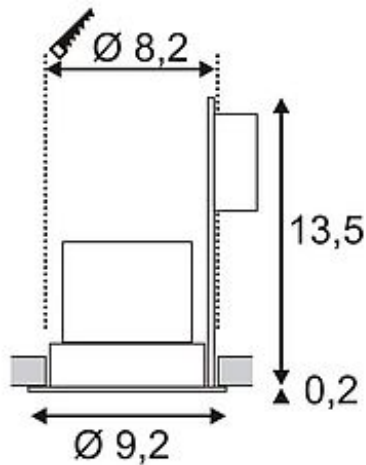


## BOOST TURNO 9W downlight

adjustable, round, white, 9W LED, warmwhite



Article number	160621
Catalogue	BIG WHITE 2015, Page 408
Type of lamp	LED lamp
Lamp	Power LED 9W
Number of light sources	1
Lamp included	Yes
Installation diameter	8.2 cm
Installation depth	13.5 cm
Tilt range	18 Degree
Height	13.7 cm
Diameter	9.2 cm
Net weight	0.273 kg
Gross weight	0.309 kg
Max. wattage	9 Watt
Protection class	III
Beam angle	30 Degree
Material	aluminium / plastic
Colour	white
Way of mounting	recessed ceiling mounting
Remark 1	For recessed installation in ceilings with a maximum thickness of 25 mm
Remark 2	Operate with suitable 500 mA drivers only
Remark 3	Energy labels in your language are available in the Service Area sub point Download
Average lifespan	40000 Hours
Colour temperature	3000 Kelvin
Colour rendering index	>80
Luminous flux	640 lm
Suitable for lamps from EEC	A
Suitable for lamps up to EEC	A++



Light distribution  
type 1      direct

Light distribution  
type 3      rotationally symmetric

The rigid LED recessed downlight BOOST TURNO is made from aluminum and is the LED lighting solution for the exchange of high-intense halogen or incandescent lamps. The incorporated and warmwhite 9W Power LED provides the desired illumination intensity. Available in either white or silvergrey colour version, a suitable constant current driver providing 500mA is required to operate the fitting. This luminaire contains built-in LED lamps. EEK: A - A++. The lamps cannot be changed in the luminaire.