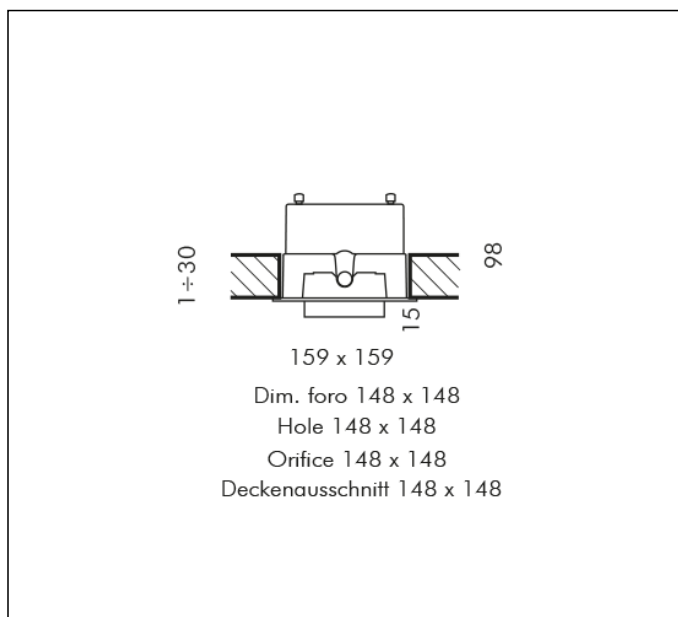



## TECHNICAL DATA SHEET ART. S.7421W - CATCH SQUARE 9LED



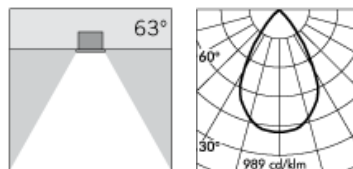
9 MODULES LED 3000K 230V 1390lm CRI 90

Rated luminaire luminous flux: 761lm

Rated input power: 15W

Luminaire efficacy: 51lm/W

Electronic ballast 220V240V 50/60Hz



h(m)	Ø(m)	E(lx)
1	1.24	752
2	2.48	188
3	3.72	84
4	4.96	47
5	6.20	30



Fixture available with integral DALI driver on request with surcharge.

### PRODUCT TYPE

False ceiling-recessed down-light fitting. IP rating IP 65

### MATERIAL CHARACTERISTICS

Aluminium die cast housing in EN AB-47100 (low copper content) with high resistance against corrosion. Stone wash surface treatment prior to painting process. Aluminium front trim or Marine grade stainless steel AISI 316L front trim. A4 grade Stainless Steel screws with 2,5-3% molybdenum content which increases the resistance against corrosion. Pre treated Silicone Gaskets. Painting Process : 3 Step Process

1) Surface treatment with BONDERITE. A heavy metal free chemical surface treatment containing ceramic nano particles giving a cohesive, inorganic and highly dense protective coating. 2) PRE POLYMERIZATION a process of introducing an epoxy primer with excellent characteristics to the paint which also offers very high resistance to oxidation due to its Zinc content. 3) POLYMERIZATION a process with the application of polyester powder with high resistance against UV rays and harsh weather conditions. Resistance test protection for Marine applications for 1200h. Mechanical resistance IK 08

### LIGHTING PERFORMANCE

Toughened transparent glass 5mm thick. Lamp adjustable  $\pm 20^\circ$  position. LOR --

### INSTALLATION AND MAINTENANCE

The luminaires are fixed to the falseceiling by a heavy-duty bracket system, adjustable from inside the luminaire.

### WIRING

Luminaire hard wired with 0.4m H05RN-F cable. Isolation: CLASS II . Available colours: Aluminium grey (cod.14). Weight: Kg Glow Wire test: --

Lamp included.

### REGISTERED DESIGN

This luminaire contains built-in LED modules with energy class: A, A+, A++. In case of damage or malfunction please contact the manufacturer to receive additional instructions on how to replace and relative spare parts to order. The LED modules cannot be handled in the luminaire by the end user (Regulation UE 874/2012).

LED circuit boards are engineered accordingly to actual Lumen Maintenance regulation (LM80) and Technical Memorandum (TM21) where uniformity and quality of light is 50.000 hours referred to L70 B20 Ta 25°C.

Lifecycle refers to LED circuit boards only, all others components of the luminaire are excluded.