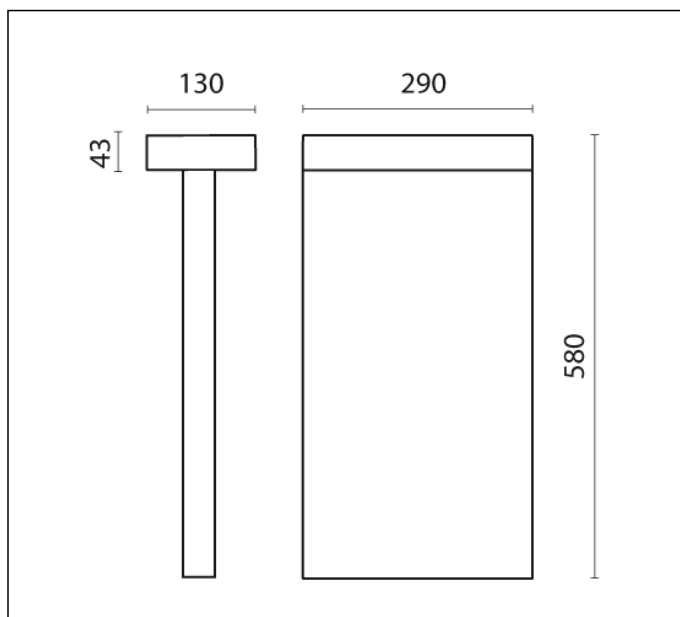



TECHNICAL DATA SHEET ART. S.7266W - LOOK BOLLARD DOUBLE EMISSION H. 580mm




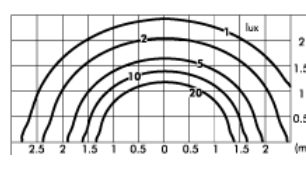
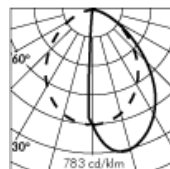
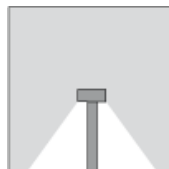
MODULES LED 3000K 230V 3720lm CRI 90 MacAdam step 3

Rated luminaire luminous flux: 1858lm

Rated input power: 48W

Luminaire efficacy: 39lm/W

Electronic ballast 220÷240V 0/50/60Hz



PRODUCT TYPE

Bollard fitting. IP rating IP 65

MATERIAL CHARACTERISTICS

Aluminium die cast housing in EN AB-47100 (low copper content) with high resistance against corrosion. Extruded EN AW-6060 aluminium structure (bollard version) with high corrosion resistance. Stone wash surface treatment prior to painting process. A4 grade Stainless Steel screws with 2,5-3% molybdenum content which increases the resistance against corrosion. Silicone gaskets. Painting Process : 3 Step Process

1) Surface treatment with BONDERITE. A heavy metal free chemical surface treatment containing ceramic nano particles giving a cohesive, inorganic and highly dense protective coating. 2) PRE POLYMERIZATION a process of introducing an epoxy primer with excellent characteristics to the paint which also offers very high resistance to oxidation due to its Zinc content. 3) POLYMERIZATION a process with the application of polyester powder with high resistance against UV rays and harsh weather conditions. Resistance test protection for Marine applications for 1200h. Mechanical resistance IK 03

LIGHTING PERFORMANCE

Toughened glass diffuser. LOR --. Colour rendering index CRI 90, Colour stability step MacAdam step 3.

WIRING

MINI-COOL L 220m and MINI-LOOK L 220m hard wired with H07RN-F cable and fast connector IP68 included, COOL and LOOK L 290mm is supplied with single cable entry. Isolation: CLASS II . Available colours: White (cod.01), Aluminium grey (cod.14). Weight: 1.5 Kg Glow Wire test: --

Lamp included.

LOOK and COOL REGISTERED DESIGN

This luminaire contains built-in LED modules with energy class: A, A+, A++. In case of damage or malfunction please contact the manufacturer to receive additional instructions on how to replace and relative spare parts to order. The LED modules cannot be handled in the luminaire by the end user (Regulation UE 874/2012).

LED circuit boards are engineered accordingly to actual Lumen Maintenance regulation (LM80) and Technical Memorandum (TM21) where uniformity and quality of light is 50.000 hours referred to L70 B20 Ta 25°C.

Lifecycle refers to LED circuit boards only, all others components of the luminaire are excluded.

EMERGENCY VERSIONS

The fittings operates both on AC (50/60Hz) and DC (0Hz) voltage.

TECHNICAL DATA SHEET ART. S.7266W - LOOK BOLLARD DOUBLE EMISSION H. 580mm ACCESSORIES



S.7269

FLANGE

Steel flange with stainless steel screws (to be fixed in concrete).