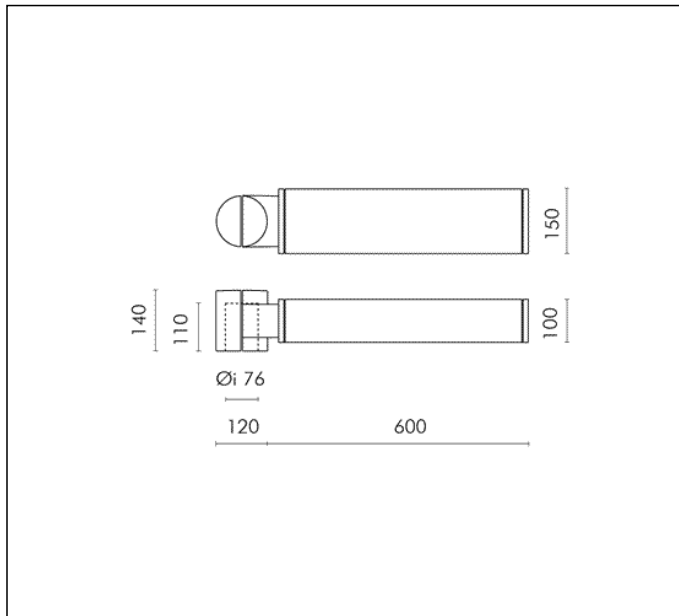
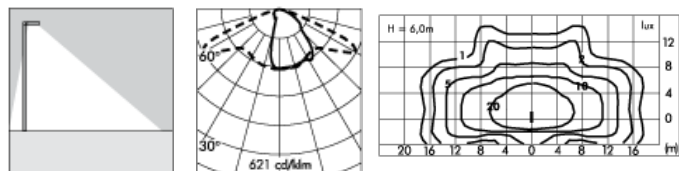


TECHNICAL DATA SHEET ART. S.7140W - PARK POST TOP LUMINAIRE WITH Ø 76mm SPIGOT AT


Version is available on request



36 MODULES LED 3000K 230V 9936lm CRI 70
 Rated luminaire luminous flux: 6882lm
 Rated input power: 84W
 Luminaire efficacy: 82lm/W
 Electronic ballast 230÷240V 50Hz



* Photometric measured using WHITE LED 4000K



Fixture available with integral DALI driver on request with surcharge.

PRODUCT TYPE

Bollard fitting. IP rating IP 65

MATERIAL CHARACTERISTICS

Extruded EN AW-6060 aluminium profile, die-cast EN AB-44100 aluminium housing (copper free) with high corrosion resistance. Stone wash surface treatment prior to painting process. A4 grade Stainless Steel screws with 2,5-3% molybdenum content which increases the resistance against corrosion. Pre treated Silicone Gaskets. Painting Process : 3 Step Process

1) Surface treatment with BONDERITE. A heavy metal free chemical surface treatment containing ceramic nano particles giving a cohesive, inorganic and highly dense protective coating. 2) PRE POLYMERIZATION a process of introducing an epoxy primer with excellent characteristics to the paint which also offers very high resistance to oxidation due to its Zinc content. 3) POLYMERIZATION a process with the application of polyester powder with high resistance against UV rays and harsh weather conditions. Resistance test protection for Marine applications for 1200h. Mechanical resistance IK 09

LIGHTING PERFORMANCE

The circuit is characterized by a series of LEDs specifically oriented to assure excellent light distribution on the street. PARK supplied with electronic circuit with temperature sensors for each LED to optimize the lifetime. The light distribution is in accordance with light pollution regulations. Lamp fixed position . LOR --

POLE CONNECTION

Pole head in painted aluminium with Ø 76 mm connection. ON REQUEST ADAPTOR for cylindrical poles with welded spigot Ø 60 mm.

WIRING

PROTECTIONS AGAINST DISCHARGES AND HIGH VOLTAGE SPIKES, Controlegear equipped with protections against discharges and high voltage spikes on the mains: 3,5kV differential mode (L-N), 4,0kV common mode (PE).Luminaire hard wired with H07RN-F cable. Single cable entry with PG13,5 (Ø 6÷12 mm) cable gland in PMMA. Fast connector IP67 (Ø 6÷12 mm) supplied as standard for single cable connection . Isolation: CLASS II . Available colours: Aluminium grey (cod.14). Weight: 7.8 Kg Glow Wire test: -- Exposed windage area : 0,09 m²

Lamp included.

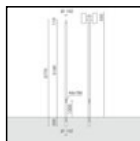
PARK REGISTERED DESIGN

This luminaire contains built-in LED modules with energy class: A, A+, A++. In case of damage or malfunction please contact the manufacturer to receive additional instructions on how to replace and relative spare parts to order. The LED modules cannot be handled in the luminaire by the end user (Regulation UE 874/2012).

LED circuit boards are engineered accordingly to actual Lumen Maintenance regulation (LM80) and Technical Memorandum (TM21) where uniformity and quality of light is 50.000 hours referred to L70 B20 Ta 25°C.

Lifecycle refers to LED circuit boards only, all others components of the luminaire are excluded.

TECHNICAL DATA SHEET ART. S.7140W - PARK POST TOP LUMINAIRE WITH Ø 76mm SPIGOT AND ACCESSORIES



S.2816 Ø 102mm CYLINDRICAL POLE TO BE BURIED with Ø 76mm SPIGOT

Cylindrical shaped poles consisting of: straight circular section shaft, Ø 102mm, 3mm in thickness, total length 5,77m , single section built by using longitudinally welded tubes by induction welding (ERW) UNI EN 10219-2-ISO 4200

Suitable for ground recessed installation to a cement base 0,50m : Suggested reinforced concrete footstall dimension 1m x 1m h 0,7m. Footstall dimension can be calculated according to your country norms and ground properties.

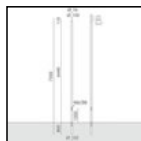
The grade of steel used is S235JR (Fe360B) with material characteristics as per normative UNI EN 10025; The surface protection treatment is done through hot dip galvanization.

Painting Process: PRE POLYMERIZATION a process of introducing an epoxy primer with excellent characteristics to the paint which also offers very high resistance to oxidation due to its Zinc content. POLYMERIZATION a process with the application of polyester powder with high resistance against UV rays and harsh weather conditions. Resistance test protection for Marine applications for 1500h.

Including inspection door, terminal cable block and fuse.

TO BE USED WITH THE FOLLOWING ACCESSORIES:

S.2809 POLE BASE COVER



S.2818 Ø 102mm CYLINDRICAL POLE TO BE BURIED with Ø 76mm SPIGOT

Cylindrical shaped poles consisting of: straight circular section shaft, Ø 102mm, 4mm in thickness, total length 7,35m , single section built by using longitudinally welded tubes by induction welding (ERW) UNI EN 10219-2-ISO 4200

Suitable for ground recessed installation to a cement base 0,80m : Suggested reinforced concrete footstall dimension 1m x 1m h 1m. Footstall dimension can be calculated according to your country norms and ground properties.

The grade of steel used is S235JR (Fe360B) with material characteristics as per normative UNI EN 10025; The surface protection treatment is done through hot dip galvanization.

Painting Process: PRE POLYMERIZATION a process of introducing an epoxy primer with excellent characteristics to the paint which also offers very high resistance to oxidation due to its Zinc content. POLYMERIZATION a process with the application of polyester powder with high resistance against UV rays and harsh weather conditions. Resistance test protection for Marine applications for 1500h.

Including inspection door, terminal cable block and fuse.

TO BE USED WITH THE FOLLOWING ACCESSORIES:

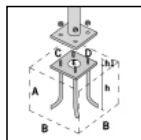
S.2809 POLE BASE COVER



S.2809 POLE BASE COVER

For pole with base and pole to be buried Ø102mm or Ø120mm.

Die-cast aluminium housing.



S.2849 PLANTED ROOT for CYLINDRICAL POLE

C= 200mm, D=200mm E=Ø80mm, h=407mm, h1=90mm and bolts in galvanized steel with M16 threads. Suggested reinforced concrete footstall dimension **:

A = 0.7 m

B = 0.7 m

**Footstall dimension can be calculated according to your country norms and ground properties.

TO BE USED WITH THE FOLLOWING ACCESSORIES:

S.2800, S.2801, S.2812, S.2813, S.2843, S.2845
CYLINDRICAL POLE