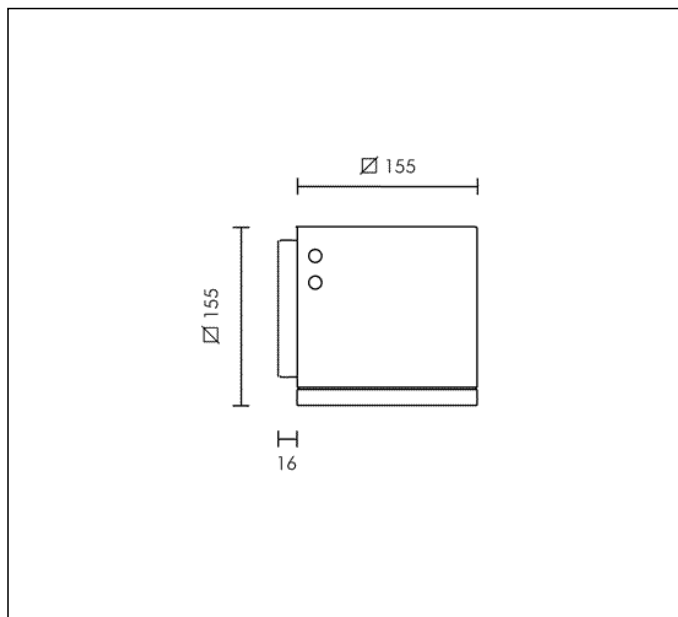

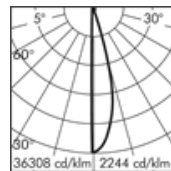
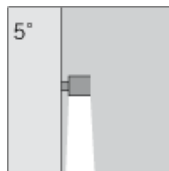


TECHNICAL DATA SHEET ART. S.6684 - LOFT WALL

Available until 31/12/2017 but subject to stock levels



HIT-TC CE 35W CLEAR PGJ5 3000lm
 Rated luminaire luminous flux: 2190lm
 Rated input power: 46W
 Luminaire efficacy: 48lm/W (LOR: 73%)
 Electronic ballast 230V 50/60Hz
 EEI=A2, LOSSES=6W



		5°		30°	
	h(m)	Ø(m)	E(lx)	Ø(m)	E(lx)
	2	0.16	27231	1.03	1758
	4	0.32	6808	2.07	439
	6	0.48	3026	3.10	195
	8	0.64	1702	4.14	110
	10	0.80	1089	5.17	70

CE IP 65

PRODUCT TYPE

Wall mounted luminaire. IP rating IP 65

MATERIAL CHARACTERISTICS

Aluminium die cast housing in EN AB-47100 (low copper content) with high resistance against corrosion. Stone wash surface treatment prior to painting process. A4 grade Stainless Steel screws with 2,5-3% molybdenum content which increases the resistance against corrosion. Silicone gaskets. Painting Process : 3 Step Process

1) Surface treatment with BONDERITE. A heavy metal free chemical surface treatment containing ceramic nano particles giving a cohesive, inorganic and highly dense protective coating. 2) PRE POLYMERIZATION a process of introducing an epoxy primer with excellent characteristics to the paint which also offers very high resistance to oxidation due to its Zinc content. 3) POLYMERIZATION a process with the application of polyester powder with high resistance against UV rays and harsh weather conditions. Resistance test protection for Marine applications for 1200h. Mechanical resistance IK 06

LIGHTING PERFORMANCE

Reflector in 99.98% pure anodized aluminium (with TC and HIT lamp version). Clear toughened glass. LOR 73%. Lamp adjustable $\pm 15^\circ$ position.

INSTALLATION AND MAINTENANCE

For MICROLOFT cable H07RN-F sealed and pre-wired. For MINILOT and LOFT with the pre-wired connecting wall plaque and its fast connector make the installation and maintenance process quick, easy and safe.

WIRING

Single cable entry. Isolation: CLASS I. Available colours: White (cod.01), Aluminium grey (cod.14). Weight: 2.9 Kg Glow Wire test: --

Lamp not included.

LOFT REGISTERED DESIGN

This luminaire is compatible with bulbs of the energy classes: A+ (Regulation UE 874/2012).

TECHNICAL DATA SHEET ART. S.6684 - LOFT WALL ACCESSORIES



S.6604

PIVOTING BRACKET

Allows to incline by 30° (not adjustable).

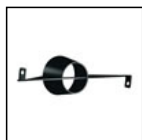
Available until 31/12/2017 but subject to stock levels



S.6600

ANTIGLARE SHIELD

For 5° reflector.



S.6601

ANTIGLARE SHIELD


For 30° reflector.

Available until 31/12/2017 but subject to stock levels



S.6605

EXTENSIVE LENS



S.6639

ELLIPSOIDAL BEAM LENS

Available until 31/12/2017 but subject to stock levels

Further information

FIXING BASE

