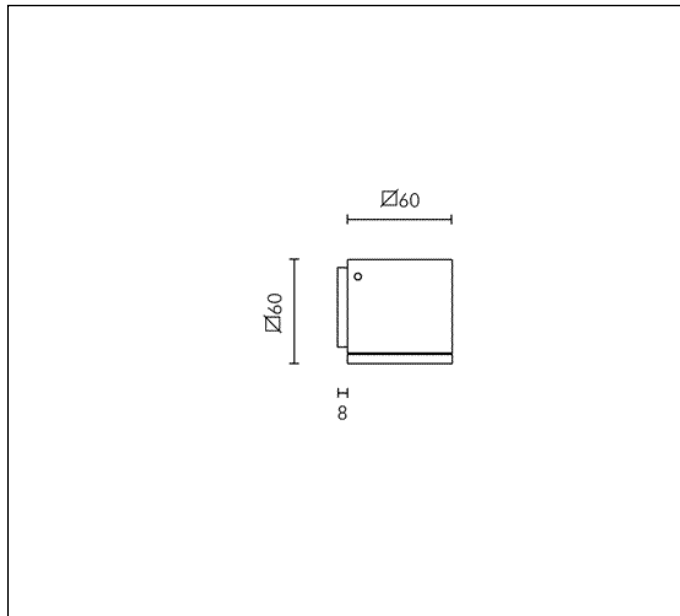



TECHNICAL DATA SHEET ART. S.6625 - MICROLOFT WALL

Available until 31/12/2017 but subject to stock levels



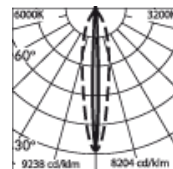
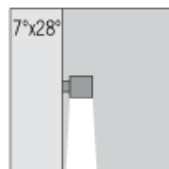
1 MODULES LED 6000K 230V 130lm 1W CRI 75

Rated luminaire luminous flux: 87lm

Rated input power: 2.2W

Luminaire efficacy: 40lm/W

Electronic ballast 220÷240V 0/50/60Hz



h(m)	7°x28° Ø(m)	6000K E(lx)	3200K E(lx)
1	0.13+0.49	803	604
2	0.26+0.99	201	151
3	0.39+1.48	89	67
4	0.52+1.98	50	38
5	0.65+2.47	32	24



PRODUCT TYPE

Wall mounted luminaire. IP rating IP 65

MATERIAL CHARACTERISTICS

Aluminium die cast housing in EN AB-47100 (low copper content) with high resistance against corrosion. Stone wash surface treatment prior to painting process. A4 grade Stainless Steel screws with 2,5-3% molybdenum content which increases the resistance against corrosion. Silicone gaskets. Painting Process : 3 Step Process

1) Surface treatment with BONDERITE. A heavy metal free chemical surface treatment containing ceramic nano particles giving a cohesive, inorganic and highly dense protective coating. 2) PRE POLYMERIZATION a process of introducing an epoxy primer with excellent characteristics to the paint which also offers very high resistance to oxidation due to its Zinc content. 3) POLYMERIZATION a process with the application of polyester powder with high resistance against UV rays and harsh weather conditions. Resistance test protection for Marine applications for 1200h. Mechanical resistance IK 06

LIGHTING PERFORMANCE

Clear toughened glass. LOR --

INSTALLATION AND MAINTENANCE

For MICROLOFT cable H07RN-F sealed and pre-wired .

WIRING

Supply 0.5m cable section type H07RN-F . Isolation: CLASS II . Available colours: White (cod.01), Aluminium grey (cod.14). Weight: 0.5 Kg Glow Wire test: --

L.E.D circuit included.

LOFT REGISTERED DESIGN

This luminaire contains built-in LED modules with energy class: A, A+, A++. In case of damage or malfunction please contact the manufacturer to receive additional instructions on how to replace and relative spare parts to order. The LED modules cannot be handled in the luminaire by the end user (Regulation UE 874/2012).

LED circuit boards are engineered accordingly to actual Lumen Maintenance regulation (LM80) and Technical Memorandum (TM21) where uniformity and quality of light is 50.000 hours referred to L70 B20 Ta 25°C.

Lifecycle refers to LED circuit boards only, all others components of the luminaire are excluded.

EMERGENCY VERSIONS

The fittings operates both on AC (50/60Hz) and DC (0Hz) voltage.

TECHNICAL DATA SHEET ART. S.6625 - MICROLOFT WALL ACCESSORIES



S.6602

PIVOTING BRACKET

Allows to incline by 30° (not adjustable).

Available until 31/12/2017 but subject to stock levels

Further information

FIXING BASE

