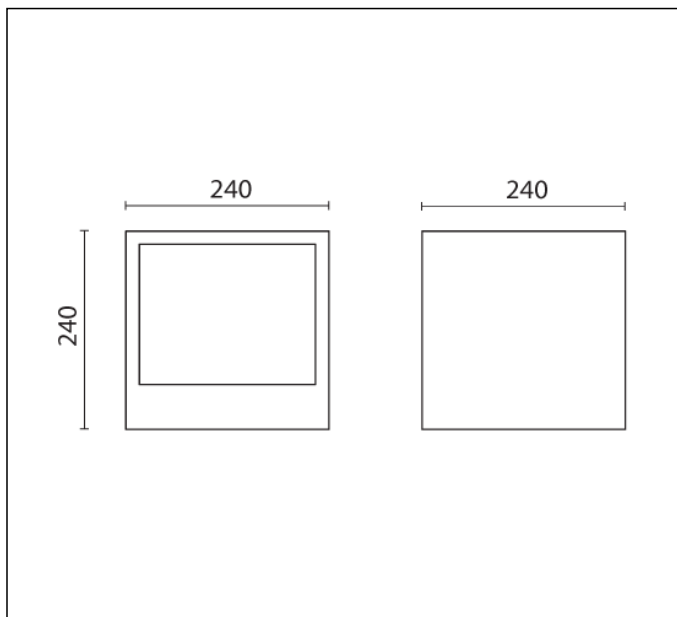
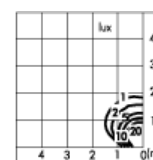
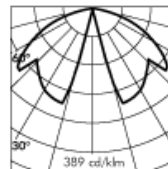


TECHNICAL DATA SHEET ART. S.6340W - KUBE 240



MODULES LED 3000K 230V 3880lm CRI 90 MacAdam step 3
 Rated luminaire luminous flux: 1099lm
 Rated input power: 45W
 Luminaire efficacy: 24lm/W
 Electronic ballast 220÷240V 0/50/60Hz



Fixture available with integral DALI driver on request with surcharge.

PRODUCT TYPE

Bollard fitting. IP rating IP 54

MATERIAL CHARACTERISTICS

Aluminium die cast housing in EN AB-47100 (low copper content) with high resistance against corrosion. Extruded EN AW-6060 aluminium structure (bollard version) with high corrosion resistance. Stone wash surface treatment prior to painting process. A4 grade Stainless Steel screws with 2,5-3% molybdenum content which increases the resistance against corrosion. Silicone gaskets. Painting Process : 3 Step Process

1) Surface treatment with BONDERITE. A heavy metal free chemical surface treatment containing ceramic nano particles giving a cohesive, inorganic and highly dense protective coating. 2) PRE POLYMERIZATION a process of introducing an epoxy primer with excellent characteristics to the paint which also offers very high resistance to oxidation due to its Zinc content. 3) POLYMERIZATION a process with the application of polyester powder with high resistance against UV rays and harsh weather conditions. Resistance test protection for Marine applications for 1200h. Mechanical resistance IK 06

LIGHTING PERFORMANCE

Toughened glass diffuser. LOR --. Colour rendering index CRI 90, Colour stability step MacAdam step 3.

WIRING

Supplied with single cable entry. Isolation: CLASS I. Available colours: White (cod.01), Aluminium grey (cod.14). Weight: 6.76 Kg Glow Wire test: --

Lamp included.

KUBE REGISTERED DESIGN

This luminaire contains built-in LED modules with energy class: A, A+, A++. In case of damage or malfunction please contact the manufacturer to receive additional instructions on how to replace and relative spare parts to order. The LED modules cannot be handled in the luminaire by the end user (Regulation UE 874/2012).

LED circuit boards are engineered accordingly to actual Lumen Maintenance regulation (LM80) and Technical Memorandum (TM21) where uniformity and quality of light is 50.000 hours referred to L70 B20 Ta 25°C.

Lifecycle refers to LED circuit boards only, all others components of the luminaire are excluded.

EMERGENCY VERSIONS

The fittings operates both on AC (50/60Hz) and DC (0Hz) voltage.

TECHNICAL DATA SHEET ART. S.6340W - KUBE 240 ACCESSORIES



S.3554

STAKE IN POLYPROPYLENE

Colour: black (code 09)

Total length = 420 mm.

The 90 mm upper part must stay out of the ground level, according with the norms.

(not suitable for REEF bollard versions)

For temporary applications.



S.5350

FLANGE FOR BOLLARD

Ø 240 mm flange to be fixed in concrete with stainless steel screws for fixing in the ground.