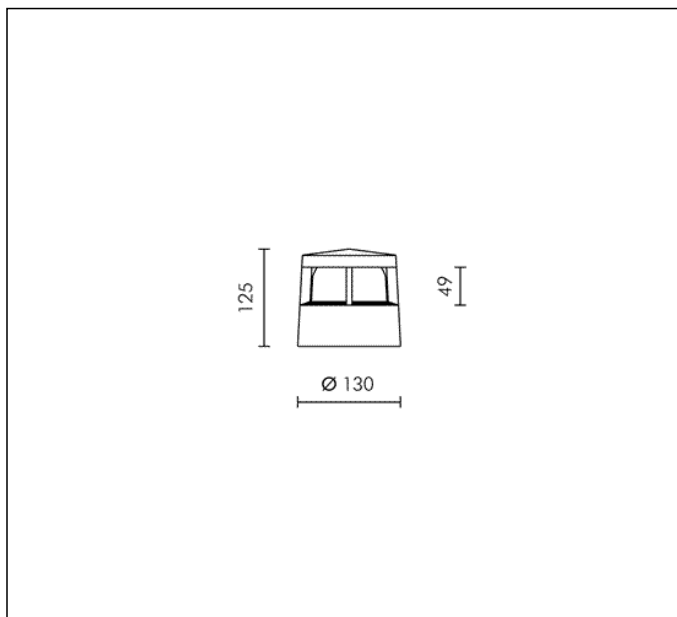

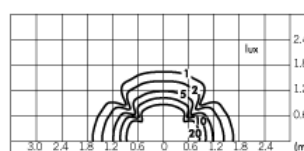
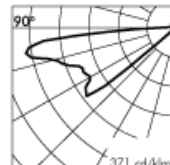
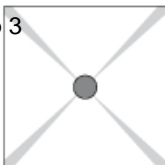


## TECHNICAL DATA SHEET ART. S.5311W - MICROREEF



4 MODULES LED 3000K 230V 760lm 8.4W CRI 90 MacAdam step 3  
 Rated luminaire luminous flux: 509lm  
 Rated input power: 11W  
 Luminaire efficacy: 46lm/W  
 Electronic ballast 220÷240V 0/50/60Hz



CE □ ◆ ▲ ▲ IP 65 A A+ A++

### PRODUCT TYPE

Bollard fitting. IP rating IP 65

### MATERIAL CHARACTERISTICS

Aluminium die cast housing in EN AB-47100 (low copper content) with high resistance against corrosion. Stone wash surface treatment prior to painting process. A4 grade Stainless Steel screws with 2,5-3% molybdenum content which increases the resistance against corrosion. Pre treated Silicone Gaskets. Painting Process : 3 Step Process

1) Surface treatment with BONDERITE. A heavy metal free chemical surface treatment containing ceramic nano particles giving a cohesive, inorganic and highly dense protective coating. 2) PRE POLYMERIZATION a process of introducing an epoxy primer with excellent characteristics to the paint which also offers very high resistance to oxidation due to its Zinc content. 3) POLYMERIZATION a process with the application of polyester powder with high resistance against UV rays and harsh weather conditions. Resistance test protection for Marine applications for 1200h. Mechanical resistance IK 10

### LIGHTING PERFORMANCE

Reflector in aluminized polycarbonate. Polycarbonate lens transparent with controlled downward light emission for avoiding any glare, UV-stabilised and vandalproof. The position of the LED placed inside the head allows for better heat dissipation. Lamp fixed position. LOR -- Compact electronic ballast to guarantee better lamp stability, lifetime and reduced energy consumption.

### WIRING

Cable entry with M20 cable glands (Ø 8÷12 mm). Isolation: CLASS II. Available colours: Aluminium grey (cod.14). Weight: 0.9 Kg Glow Wire test: --

**L.E.D circuit included.**

**This luminaire contains built-in LED modules with energy class: A, A+, A++. In case of damage or malfunction please contact the manufacturer to receive additional instructions on how to replace and relative spare parts to order. The LED modules cannot be handled in the luminaire by the end user (Regulation UE 874/2012).**

**LED circuit boards are engineered accordingly to actual Lumen Maintenance regulation (LM80) and Technical Memorandum (TM21) where uniformity and quality of light is 50.000 hours referred to L70 B20 Ta 25°C.**

**Lifecycle refers to LED circuit boards only, all others components of the luminaire are excluded.**

### EMERGENCY VERSIONS

The fittings operates both on AC ( 50/60Hz ) and DC ( 0Hz ) voltage.

## TECHNICAL DATA SHEET ART. S.5311W - MICROREEF ACCESSORIES



### S.5301

#### FLANGE FOR GROUND APPLICATION

Flange Ø 130mm h 155mm to be fixed in concrete with stainless steel screws for fixing in the ground. Footstall dimension can be calculated according to your country norms and ground properties.



### S.3524

#### STAKE

In POLYPROPYLENE.

Colour: black (code 09)

Length = 270 mm

The 90 mm upper part must stay above ground level, according to the norm.

( not suitable for REEF bollard versions )

## Further information

### FIXING BASE

