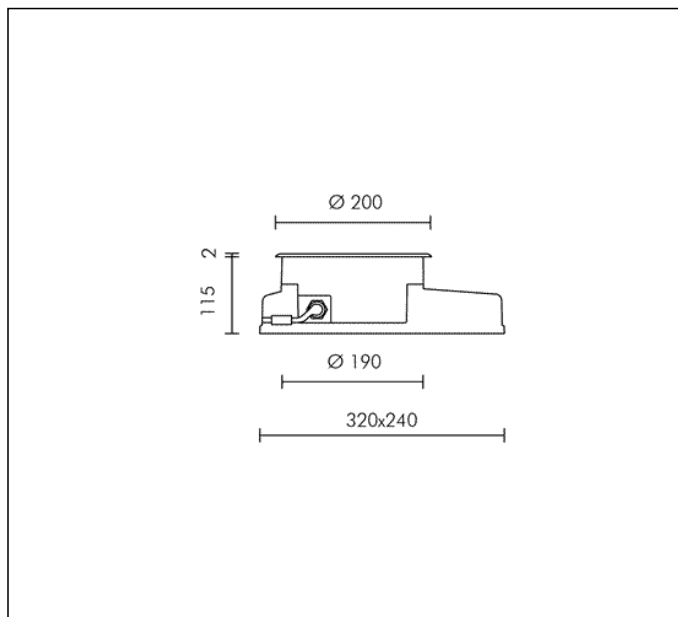
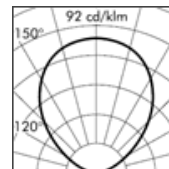
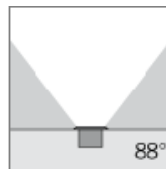


## TECHNICAL DATA SHEET ART. S.5189.19 - COMPACT ROUND 200 mm

Available until 31/12/2017 but subject to stock levels



TC-DEL 10W G24q-1 600lm  
 Rated luminaire luminous flux: 108lm  
 Rated input power: 11W  
 Luminaire efficacy: 10lm/W (LOR: 18%)  
 Electronic ballast 220÷240V 0/50/60Hz



h(m)	E(lx)	0	0.4	0.8	1.2 (m)
2.5	1	1	1	0	
2	2	1	1	1	
1.5	4	3	2	1	
1	11	7	2	1	
0.5	55	14	2	0	



### PRODUCT TYPE

Inground walk over fitting. Recessing depth 115 mm. IP rating IP 67

### MATERIAL CHARACTERISTICS

"Copper Free" Aluminium die cast housing in EN AB-44100 with high resistance against corrosion. Stone wash surface treatment prior to painting process. 2 mm thick front trim in Stainless Steel - Grade AISI 316L with 2,5 -3% molybdenum content, with high resistance against corrosion. A4 grade Stainless Steel screws with 2,5-3% molybdenum content which increases the resistance against corrosion. Pre treated Silicone Gaskets. Painting Process : 3 Step Process

1) Surface treatment with BONDERITE. A heavy metal free chemical surface treatment containing ceramic nano particles giving a cohesive, inorganic and highly dense protective coating. 2) PRE POLYMERIZATION a process of introducing an epoxy primer with excellent characteristics to the paint which also offers very high resistance to oxidation due to its Zinc content. 3) POLYMERIZATION a process with the application of polyester powder with high resistance against UV rays and harsh weather conditions. Resistance test protection for Marine applications for 1200h. Mechanical resistance IK 09 Maximum load capacity 1000 Kg

### LIGHTING PERFORMANCE

Toughened acid-etched sodic calcic Weiss glass 12mm thick with a high transmission degree + 12% (compared to the standard glass). Lamp fixed position. LOR 18% Compact electronic ballast to guarantee better lamp stability, lifetime and reduced energy consumption.

### LOW SURFACE TEMPERATURE

The high transmission properties of the Weiss glass means that the optimum LOR is achieved allowing more light to pass through the glass resulting in the luminaire absorbing less heat. Surface temperature of glass 60°C (Ta 25°C) Electronic Ballast generating less heat. Specific layout of internal components allow for better heat dissipation therefore limiting the temperature generated inside the fitting.

### RECESSING BOX

Polypropylene recessing box with cable entry on all 4 sides also allows: 1) Easy wiring; 2) Cable management for IP68 fast connector; 3) Easy access to the fitting for maintenance purposes.

### WIRING

Supply 0.5m cable section type H07RN-F secured by cable gland PG 13.5 (Ø 6÷12 mm) and sealed with B component epoxy resin, wired internally protected by silicon sheaths. Fast connector M20 (Ø 5÷14 mm) IP68 supplied as standard for single cable connection. Connector housed inside the recessing box. Front re-lamping without removing the complete fitting. With transformer 240V÷12V in box IP67. Isolation: CLASS I. Available colours: Stainless steel (cod.19). Weight: 2.8 Kg Glow Wire test: 750°C

Lamp included.

This luminaire is compatible with bulbs of the energy classes: A. The luminaire is sold with a bulb of the energy class: A (Regulation UE 874/2012).

### EMERGENCY VERSIONS

The fittings operates both on AC ( 50/60Hz ) and DC ( 0Hz ) voltage.

**TECHNICAL DATA SHEET ART. S.5189.19 - COMPACT ROUND 200 mm  
INCLUDED ACCESSOIRES**



**FAST CONNECTOR INCLUDED**