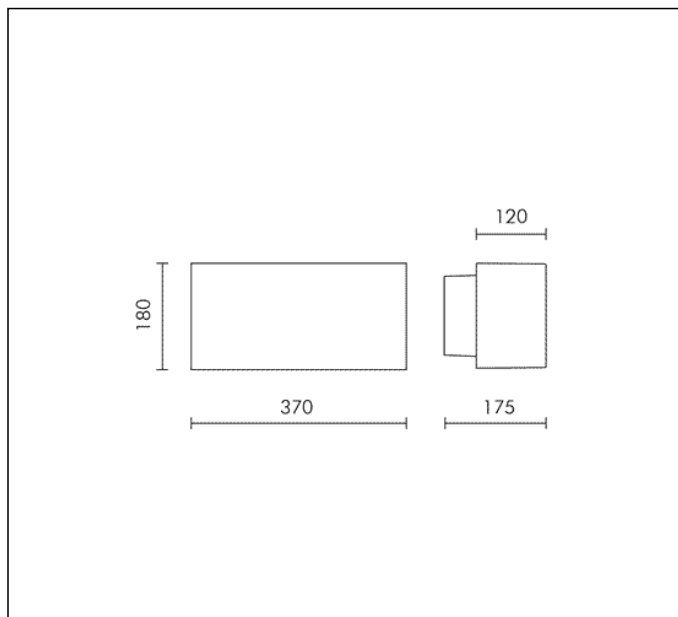

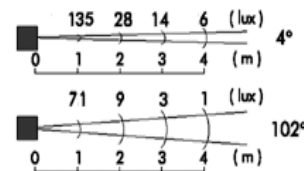
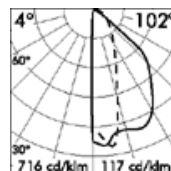
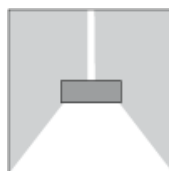


TECHNICAL DATA SHEET ART. S.5071 - LIFT RECTANGULAR

Available until 31/12/2017 but subject to stock levels



HIT-CRI 70W CLEAR G12 6600lm
 Rated luminaire luminous flux: 1254lm
 Rated input power: 84W
 Luminaire efficacy: 15lm/W (LOR: 14%)
 Magnetic transformer 230÷240V 50Hz
 EEI=A3, LOSSES=12.2W



PRODUCT TYPE

Wall mounted luminaire. IP rating IP 65

MATERIAL CHARACTERISTICS

Aluminium die cast housing in EN AB-47100 (low copper content) with high resistance against corrosion. Stone wash surface treatment prior to painting process. A4 grade Stainless Steel screws with 2,5-3% molybdenum content which increases the resistance against corrosion. Silicone gaskets. Painting Process : 3 Step Process

1) Surface treatment with BONDERITE. A heavy metal free chemical surface treatment containing ceramic nano particles giving a cohesive, inorganic and highly dense protective coating. 2) PRE POLYMERIZATION a process of introducing an epoxy primer with excellent characteristics to the paint which also offers very high resistance to oxidation due to its Zinc content. 3) POLYMERIZATION a process with the application of polyester powder with high resistance against UV rays and harsh weather conditions. Resistance test protection for Marine applications for 1200h. Mechanical resistance IK 06

LIGHTING PERFORMANCE

99.98% pure aluminium reflectors (HIT). Reflector in polymers covered with 99.98% pure aluminium (LED). Luminaires come with toughened glass lenses already installed and are affixed to the aluminium cover. LOR 14%

INSTALLATION AND MAINTENANCE

A robust, die-cast aluminium cap is secured to the base with four AISI 316L stainless steel screws. Lamp holders are positioned on a steel base that is adjustable along different planes (versions HIT - QT - TC).

WIRING


Double cable entries with PG13,5 (Ø 6÷12 mm) cable glands. Isolation: CLASS I . Available colours: Aluminium grey (cod.14). Weight: 6.1 Kg Glow Wire test: 850°C

Lamp included.

LIFT REGISTERED DESIGN


This luminaire is compatible with bulbs of the energy classes: A+. The luminaire is sold with a bulb of the energy class: A+ (Regulation UE 874/2012).

TECHNICAL DATA SHEET ART. S.5071 - LIFT RECTANGULAR ACCESSORIES



S.5060 EXTENSIVE BEAM LENS

Acid-etched glass
Coloured filters and extensive beam lens accessories must be installed inside the fittings, using the provided fixing clamps. Filters or lens DON'T replace the clear standard glasses.



S.5050 3000K CONVERSION FILTER

It is sometimes possible when installing the LIFT RECTANGULAR with metal halide lamps onto a whitewall, that there may be a difference in colour between the bottom light beam (~2700K) and the other (~3000K). This colour shift is caused by metal halide deposits forming on the bottom lamps arc tube, this problem can be corrected by installing the 3000K conversion filter inside the luminaire.

Further information

FIXING BASE

