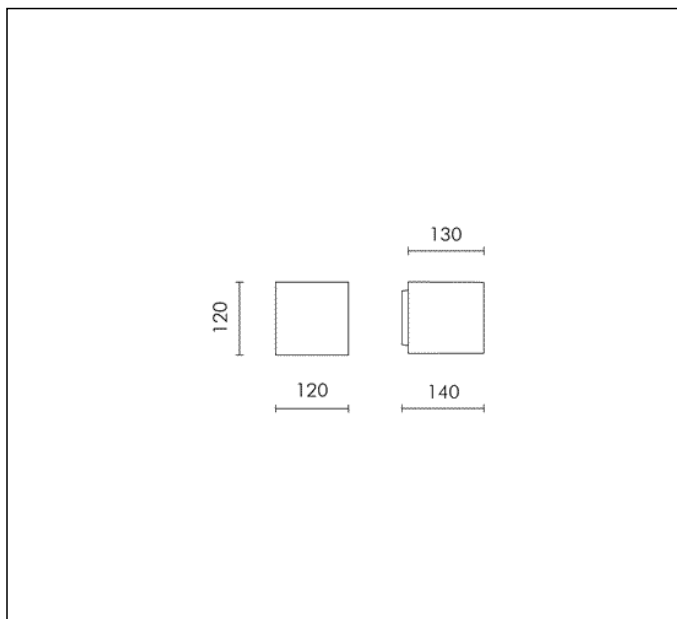

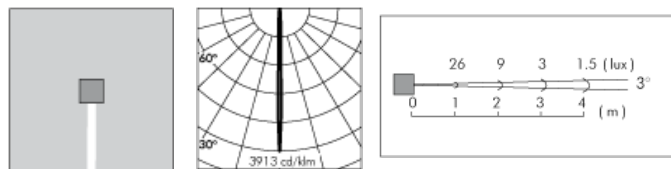


## TECHNICAL DATA SHEET ART. S.5067W - MINILIFT SQUARE



1 MODULES LED 3000K 230V 170lm CRI 80  
 Rated luminaire luminous flux: 20lm  
 Rated input power: 3.5W  
 Luminaire efficacy: 6lm/W  
 Electronic ballast 220÷240V 0/50/60Hz



CE IP 65

### PRODUCT TYPE

Wall mounted luminaire. IP rating IP 65

### MATERIAL CHARACTERISTICS

Aluminium die cast housing in EN AB-47100 (low copper content) with high resistance against corrosion. Stone wash surface treatment prior to painting process. A4 grade Stainless Steel screws with 2,5-3% molybdenum content which increases the resistance against corrosion. Silicone gaskets. Painting Process : 3 Step Process

1) Surface treatment with BONDERITE. A heavy metal free chemical surface treatment containing ceramic nano particles giving a cohesive, inorganic and highly dense protective coating. 2) PRE POLYMERIZATION a process of introducing an epoxy primer with excellent characteristics to the paint which also offers very high resistance to oxidation due to its Zinc content. 3) POLYMERIZATION a process with the application of polyester powder with high resistance against UV rays and harsh weather conditions. Resistance test protection for Marine applications for 1200h. Mechanical resistance IK 06

### LIGHTING PERFORMANCE

Clear toughened glass. The methacrylate concentrating lens, combined to the narrow beam window, creates perfectly designed blades of light. In order to obtain a wide beam, just remove the concentrating lens and the narrow beam shutter. Each window houses accent LED installed on a black painted aluminium support, which helps dissipate the heat produced by the LED. LOR --

### INSTALLATION AND MAINTENANCE

A robust, die-cast aluminium cap is secured to the base with four AISI 316L stainless steel screws. Easy and quick installation: after fixing the base to the wall, just connect it to the lamp body through a fast connector.

### WIRING

Single cable entry. Isolation: CLASS II . Available colours: Aluminium grey (cod.14). Weight: 1.5 Kg Glow Wire test: 850°C

L.E.D circuit included.

### LIFT REGISTERED DESIGN

This luminaire contains built-in LED modules with energy class: A, A+, A++. In case of damage or malfunction please contact the manufacturer to receive additional instructions on how to replace and relative spare parts to order. The LED modules cannot be handled in the luminaire by the end user (Regulation UE 874/2012).

LED circuit boards are engineered accordingly to actual Lumen Maintenance regulation (LM80) and Technical Memorandum (TM21) where uniformity and quality of light is 50.000 hours referred to L70 B20 Ta 25°C.

Lifecycle refers to LED circuit boards only, all others components of the luminaire are excluded.

### EMERGENCY VERSIONS

The fittings operates both on AC ( 50/60Hz ) and DC ( 0Hz ) voltage.

TECHNICAL DATA SHEET ART. S.5067W - MINILIFT SQUARE

Further information

FIXING BASE

