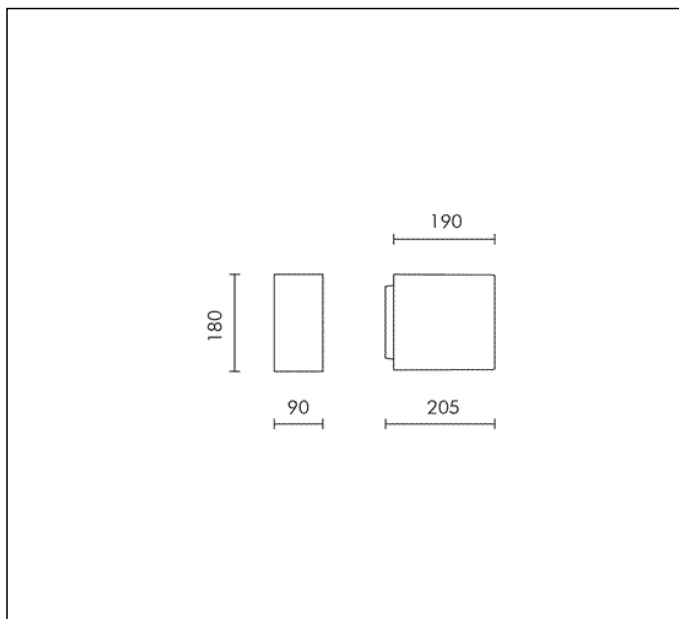


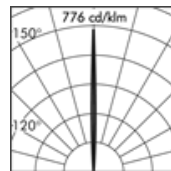
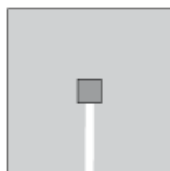


## TECHNICAL DATA SHEET ART. S.5003 - LIFT VERTIKAL

Available until 31/12/2017 but subject to stock levels



HIT-TC CE 20W PGJ5 1650lm  
 Rated luminaire luminous flux: 33lm  
 Rated input power: 22W  
 Luminaire efficacy: 2lm/W (LOR: 2%)  
 Electronic ballast 230V 50/60Hz



### PRODUCT TYPE

Wall mounted luminaire. IP rating IP 65

### MATERIAL CHARACTERISTICS

Aluminium die cast housing in EN AB-47100 (low copper content) with high resistance against corrosion. Stone wash surface treatment prior to painting process. A4 grade Stainless Steel screws with 2,5-3% molybdenum content which increases the resistance against corrosion. Silicone gaskets. Painting Process : 3 Step Process

1) Surface treatment with BONDERITE. A heavy metal free chemical surface treatment containing ceramic nano particles giving a cohesive, inorganic and highly dense protective coating. 2) PRE POLYMERIZATION a process of introducing an epoxy primer with excellent characteristics to the paint which also offers very high resistance to oxidation due to its Zinc content. 3) POLYMERIZATION a process with the application of polyester powder with high resistance against UV rays and harsh weather conditions. Resistance test protection for Marine applications for 1200h. Mechanical resistance IK 06

### LIGHTING PERFORMANCE

Luminaires come with toughened glass lenses already installed and are affixed to the aluminium cover. LOR 2%

### INSTALLATION AND MAINTENANCE

A robust, die-cast aluminium cap is secured to the base with four AISI 316L stainless steel screws. Lamp holders are positioned on a steel base that is adjustable along different planes.

### WIRING

Double cable entries with PG13,5 (Ø 6÷12 mm) cable glands. Isolation: CLASS I . Available colours: Aluminium grey (cod.14). Weight: 2.9 Kg Glow Wire test: 850°C

Lamp included.

### LIFT REGISTERED DESIGN

This luminaire is compatible with bulbs of the energy classes: A+. The luminaire is sold with a bulb of the energy class: A+ (Regulation UE 874/2012).

## TECHNICAL DATA SHEET ART. S.5003 - LIFT VERTIKAL ACCESSORIES



**S.4056**  
**COLOURED DICHOIC LENS**  
 Red  
 To be installed inside of the fitting instead of the standard ones.  
 Narrow beam 4°.



**S.4057**  
**COLOURED DICHOIC LENS**  
 Blue  
 To be installed inside of the fitting instead of the standard ones.  
 Narrow beam 4°.



**S.4058**  
**COLOURED DICHOIC LENS**  
 Yellow  
 To be installed inside of the fitting instead of the standard ones.  
 Narrow beam 4°.



**S.4059**  
**COLOURED DICHOIC LENS**  
 Green  
 To be installed inside of the fitting instead of the standard ones.  
 Narrow beam 4°.

## Further information

### FIXING BASE

