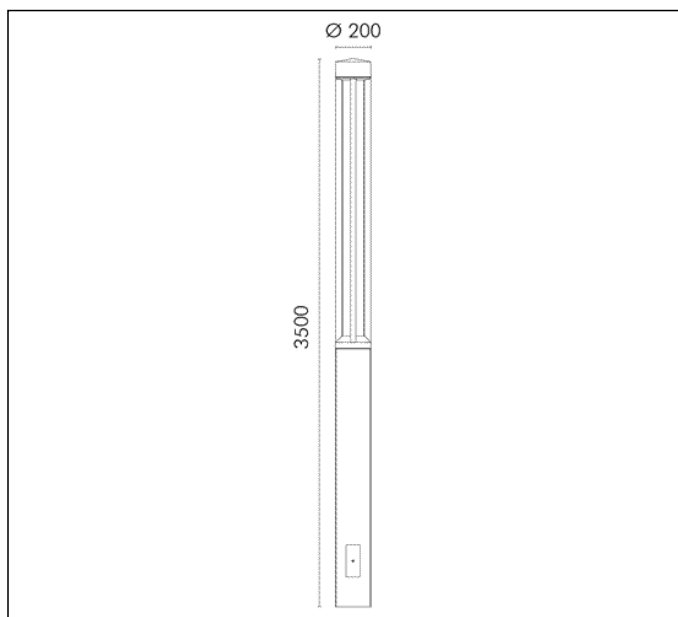


TECHNICAL DATA SHEET ART. S.4120W - STELO



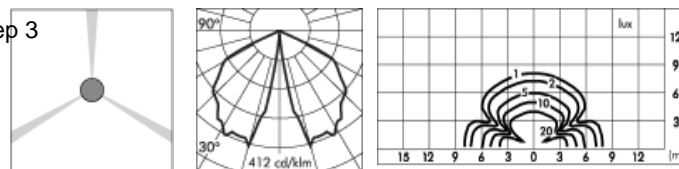
1 MODULES LED COB 3000K 230V 4100lm CRI 90 MacAdam step 3

Rated luminaire luminous flux: 3581lm

Rated input power: 56W

Luminaire efficacy: 64lm/W

Electronic ballast 230÷240V 50Hz



Fixture available with integral DALI driver on request with surcharge.

PRODUCT TYPE

Bollard fitting. IP rating IP 65

MATERIAL CHARACTERISTICS

Extruded EN AW-6060 aluminium profile, die-cast EN AB-47100 aluminium housing with high corrosion resistance. Stone wash surface treatment prior to painting process. A4 grade Stainless Steel screws with 2,5-3% molybdenum content which increases the resistance against corrosion. Pre treated Silicone Gaskets. Painting Process : 3 Step Process

1) Surface treatment with BONDERITE. A heavy metal free chemical surface treatment containing ceramic nano particles giving a cohesive, inorganic and highly dense protective coating. 2) PRE POLYMERIZATION a process of introducing an epoxy primer with excellent characteristics to the paint which also offers very high resistance to oxidation due to its Zinc content. 3) POLYMERIZATION a process with the application of polyester powder with high resistance against UV rays and harsh weather conditions. Resistance test protection for Marine applications for 1200h. Mechanical resistance IK 10

LIGHTING PERFORMANCE

The excellent mechanical resistance of the polycarbonate diffuser makes the fitting suitable for those areas at risk of vandalism; the clearness of the diffuser assures a high LOR. On request, STELO can also be supplied with an opal polycarbonate diffuser, for a more diffuse and discreet light distribution. Lamp fixed position. LOR --

WIRING

LED versions: PROTECTIONS AGAINST DISCHARGES AND HIGH VOLTAGE SPIKES, Controlgear equipped with protections against discharges and high voltage spikes on the mains: 3,5kV differential mode (L-N), 4,0kV common mode (PE). STELO can be split in two pieces for easy transportation. Easy relamping by opening the pivoting head of the bollard. With door for electrical inspections and connection box with fuses. Isolation: CLASS II. Available colours: Aluminium grey (cod.14). Weight: 28.3 Kg Glow Wire test: --

Lamp included.

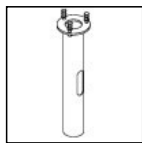
STELO REGISTERED DESIGN

This luminaire contains built-in LED modules with energy class: A, A+, A++. In case of damage or malfunction please contact the manufacturer to receive additional instructions on how to replace and relative spare parts to order. The LED modules cannot be handled in the luminaire by the end user (Regulation UE 874/2012).

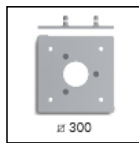
LED circuit boards are engineered accordingly to actual Lumen Maintenance regulation (LM80) and Technical Memorandum (TM21) where uniformity and quality of light is 50.000 hours referred to L70 B20 Ta 25°C.

Lifecycle refers to LED circuit boards only, all others components of the luminaire are excluded.

TECHNICAL DATA SHEET ART. S.4120W - STELO ACCESSORIES



**S.4129
FLANGE**
Ø 195 mm h 800mm flange to be fixed in concrete with stainless steel screws for fixing in the ground.



**S.4128
FIXING BASE FOR STELO**
Base 300x300mm
Spacing 200x200mm
Holes for M16

Further information

FIXING BASE

