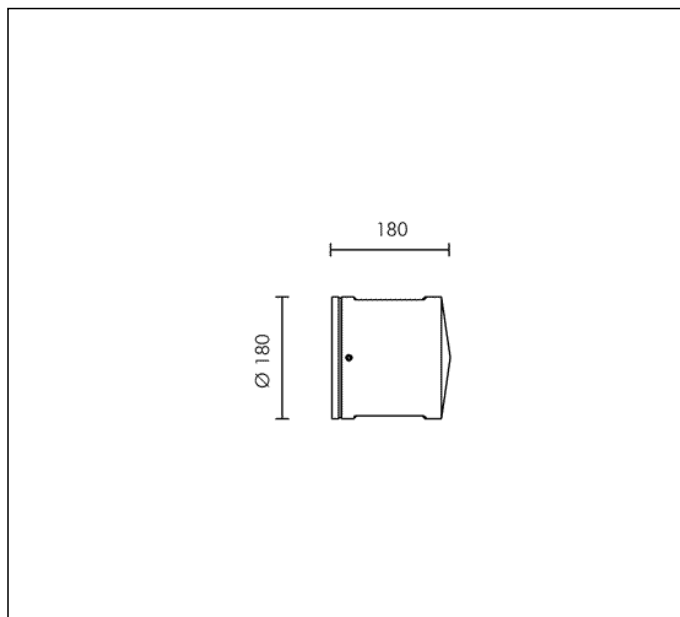



TECHNICAL DATA SHEET ART. S.4069N - BLITZ 2 WINDOWS 180°

Version is available on request



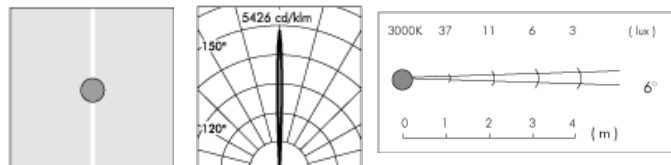
1 MODULES LED COB 4000K 230V 1906lm 17.4W CRI 90

Rated luminaire luminous flux: 162lm

Rated input power: 18.2W

Luminaire efficacy: 9lm/W

Electronic ballast 220÷240V 0/50/60Hz



* Photometric measured using WHITE LED 3000K



Fixture available with integral DALI driver on request with surcharge.

PRODUCT TYPE

Wall mounted luminaire. IP rating IP 65

MATERIAL CHARACTERISTICS

Aluminium die cast housing in EN AB-47100 (low copper content) with high resistance against corrosion. Stone wash surface treatment prior to painting process. A4 grade Stainless Steel screws with 2,5-3% molybdenum content which increases the resistance against corrosion. Silicone gaskets. Painting Process : 3 Step Process

1) Surface treatment with BONDERITE. A heavy metal free chemical surface treatment containing ceramic nano particles giving a cohesive, inorganic and highly dense protective coating. 2) PRE POLYMERIZATION a process of introducing an epoxy primer with excellent characteristics to the paint which also offers very high resistance to oxidation due to its Zinc content. 3) POLYMERIZATION a process with the application of polyester powder with high resistance against UV rays and harsh weather conditions. Resistance test protection for Marine applications for 1200h. Mechanical resistance IK 10

LIGHTING PERFORMANCE

Luminaires come with toughened glass lenses already installed using the appropriate "lens-carrier slide". These may be substituted with coloured dichroic lenses. LOR --

INSTALLATION AND MAINTENANCE

A robust, die-cast aluminium cap is secured to the base with four stainless steel screws. Lamp holders are positioned on a steel base that is adjustable along different planes.

WIRING

Double cable entries with PG13,5 (Ø 6÷12 mm) cable glands. Isolation: CLASS I . Available colours: Aluminium grey (cod.14). Weight: 3 Kg Glow Wire test: 850°C

L.E.D circuit included.

This luminaire contains built-in LED modules with energy class: A, A+, A++. In case of damage or malfunction please contact the manufacturer to receive additional instructions on how to replace and relative spare parts to order. The LED modules cannot be handled in the luminaire by the end user (Regulation UE 874/2012).

LED circuit boards are engineered accordingly to actual Lumen Maintenance regulation (LM80) and Technical Memorandum (TM21) where uniformity and quality of light is 50.000 hours referred to L70 B20 Ta 25°C.

Lifecycle refers to LED circuit boards only, all others components of the luminaire are excluded.

EMERGENCY VERSIONS

The fittings operates both on AC (50/60Hz) and DC (0Hz) voltage.

TECHNICAL DATA SHEET ART. S.4069N - BLITZ 2 WINDOWS 180° ACCESSORIES



S.3554
STAKE IN POLYPROPYLENE
Colour: black (code 09)
Total length = 420 mm.
The 90 mm upper part must stay out of the ground level,
according with the norms.
(not suitable for REEF bollard versions)



S.4056
COLOURED DICHROIC LENS
Red
To be installed inside of the fitting instead of the standard ones.



S.4057
COLOURED DICHROIC LENS
Blue
To be installed inside of the fitting instead of the standard ones.



S.4058
COLOURED DICHROIC LENS
Yellow
To be installed inside of the fitting instead of the standard ones.



S.4059
COLOURED DICHROIC LENS
Green
To be installed inside of the fitting instead of the standard ones.

Further information

FIXING BASE

