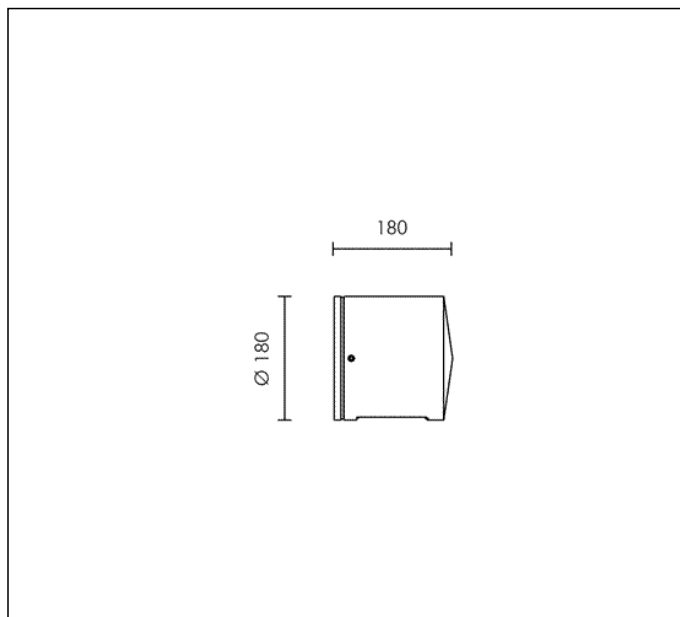

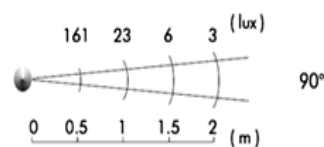
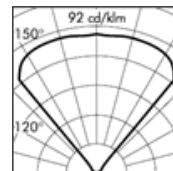
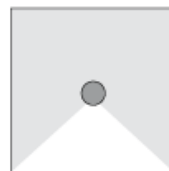


## TECHNICAL DATA SHEET ART. S.4044 - BLITZ 1 WINDOW

Available until 31/12/2017 but subject to stock levels



HIT-TC CRI 35W G8,5 3300lm  
 Rated luminaire luminous flux: 297lm  
 Rated input power: 44W  
 Luminaire efficacy: 7lm/W (LOR: 9%)  
 Magnetic transformer 230÷240V 50Hz



### PRODUCT TYPE

Wall mounted luminaire. IP rating IP 65

### MATERIAL CHARACTERISTICS

Aluminium die cast housing in EN AB-47100 (low copper content) with high resistance against corrosion. Stone wash surface treatment prior to painting process. A4 grade Stainless Steel screws with 2,5-3% molybdenum content which increases the resistance against corrosion. Silicone gaskets. Painting Process : 3 Step Process

1) Surface treatment with BONDERITE. A heavy metal free chemical surface treatment containing ceramic nano particles giving a cohesive, inorganic and highly dense protective coating. 2) PRE POLYMERIZATION a process of introducing an epoxy primer with excellent characteristics to the paint which also offers very high resistance to oxidation due to its Zinc content. 3) POLYMERIZATION a process with the application of polyester powder with high resistance against UV rays and harsh weather conditions. Resistance test protection for Marine applications for 1200h. Mechanical resistance IK 10

### LIGHTING PERFORMANCE

Luminaires come with toughened glass lenses already installed using the appropriate "lens-carrier slide". These may be substituted with coloured dichroic lenses. LOR 9%

### INSTALLATION AND MAINTENANCE

A robust, die-cast aluminium cap is secured to the base with four stainless steel screws. Lamp holders are positioned on a steel base that is adjustable along different planes.

### WIRING

Double cable entries with PG13,5 (Ø 6÷12 mm) cable glands. Isolation: CLASS I . Available colours: Aluminium grey (cod.14). Weight: 4.1 Kg Glow Wire test: 850°C  
**Lamp included.**

**This luminaire is compatible with bulbs of the energy classes: A+. The luminaire is sold with a bulb of the energy class: A+ (Regulation UE 874/2012).**

## TECHNICAL DATA SHEET ART. S.4044 - BLITZ 1 WINDOW ACCESSORIES




### S.4071 COLOURED DICHROIC LENS

Wide beam 90°

Red

To be installed inside of the fitting instead of the standard ones. The WIDE BEAM 90° coloured dichroic lenses can be used only with BLITZ wide beam 90° versions.



### S.4072 COLOURED DICHROIC LENS

Blue



### S.4073 COLOURED DICHROIC LENS

Yellow




### S.3554 STAKE IN POLYPROPYLENE

Colour: black (code 09)

Total length = 420 mm.

The 90 mm upper part must stay out of the ground level, according with the norms.

( not suitable for REEF bollard versions )



### S.4074 COLOURED DICHROIC LENS

Green

## Further information

### FIXING BASE

