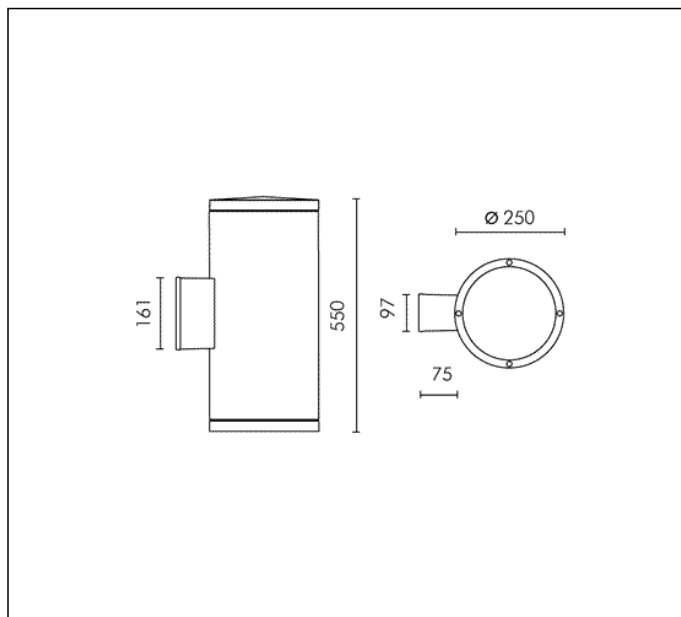
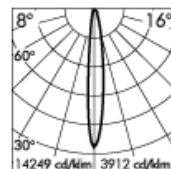
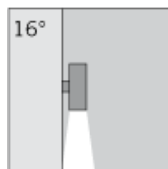


TECHNICAL DATA SHEET ART. S.3939 - MEGASLOT



HIT-CRI 150W CLEAR G12 14000lm
 Rated luminaire luminous flux: 8400lm
 Rated input power: 149W
 Luminaire efficacy: 56lm/W (LOR: 60%)
 Magnetic transformer 230÷240V 50Hz
 EEI=A3, LOSSES=18.5W



		8°	16°	
h(m)	Ø(m)	E(lx) Ø(m)	16°	E(lx)
4	0.53	12913	1.00	3545
8	1.06	3228	1.99	886
12	1.59	1435	2.99	394
16	2.13	807	3.99	222
20	2.66	517	4.98	142

CE IP 65

PRODUCT TYPE

Wall mounted luminaire. IP rating IP 65

MATERIAL CHARACTERISTICS

Aluminium die cast housing in EN AB-47100 (low copper content) and extruded EN AW-6060 with high resistance against corrosion. Stone wash surface treatment prior to painting process. A4 grade Stainless Steel screws with 2,5-3% molybdenum content which increases the resistance against corrosion. Silicone gaskets. Painting Process : 3 Step Process

1) Surface treatment with BONDERITE. A heavy metal free chemical surface treatment containing ceramic nano particles giving a cohesive, inorganic and highly dense protective coating. 2) PRE POLYMERIZATION a process of introducing an epoxy primer with excellent characteristics to the paint which also offers very high resistance to oxidation due to its Zinc content. 3) POLYMERIZATION a process with the application of polyester powder with high resistance against UV rays and harsh weather conditions. Resistance test protection for Marine applications for 1200h. Mechanical resistance IK 08

LIGHTING PERFORMANCE

Reflector in 99.98% pure anodized aluminium. Clear toughened glass 12 mm thick. Lamp adjustable ±15° position. LOR 60%

WIRING

Fast connector IP67 (Ø 6÷12 mm) supplied as standard for single cable connection . Isolation: CLASS I . Available colours: Aluminium grey (cod.14). Weight: 14.3 Kg

Glow Wire test: --

Lamp not included.

This luminaire is compatible with bulbs of the energy classes: A+ (Regulation UE 874/2012).

TECHNICAL DATA SHEET ART. S.3939 - MEGASLOT ACCESSORIES



**S.3981
EXTENSIVE LENS**

All the lenses and the coloured filters must be installed below the front glass. It's possible to install only an accessory at a time, so it's not possible to install coloured filters and lenses together.
It enlarges the standard beam from 16° to ~42°.



**S.5500
ANTIGLARE SHIELD**

Use only with 8° beam reflector.



**S.3980
ELLIPSOIDAL LENS**

All the lenses and the coloured filters must be installed below the front glass. It's possible to install only an accessory at a time, so it's not possible to install coloured filters and lenses together.
For versions with 8° reflector. It enlarges the standard beam from 58° to ~62°.

Further information

FIXING BASE

