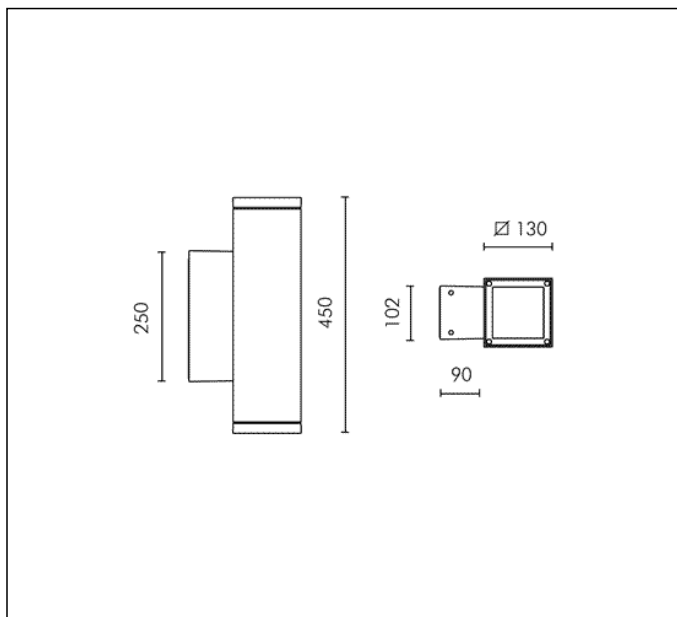
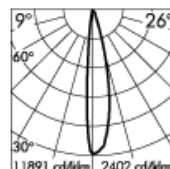
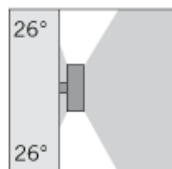


TECHNICAL DATA SHEET ART. S.3842 - MINISLOT UP-DOWN



2x HIT-TC CRI 35W CLEAR G8,5 3300lm
 Rated luminaire luminous flux: 4026lm
 Rated input power: 92W
 Luminaire efficacy: 44lm/W (LOR: 47%)
 Magnetic transformer 230÷240V 50Hz
 EEI=A3, LOSSES=7.5W



h(m)	Ø(m)	9°		26°	
		E(lx)Ø(m)	E(lx)	E(lx)Ø(m)	E(lx)
2	0.32	9810	0.94	1981	
4	0.64	2453	1.88	495	
6	0.97	1090	2.81	220	
8	1.29	613	3.75	124	
10	1.61	392	4.69	79	

CE IP 65

PRODUCT TYPE

Wall mounted luminaire. IP rating IP 65

MATERIAL CHARACTERISTICS

Aluminium die cast housing in EN AB-47100 (low copper content) and extruded EN AW-6060 with high resistance against corrosion. Stone wash surface treatment prior to painting process. A4 grade Stainless Steel screws with 2,5-3% molybdenum content which increases the resistance against corrosion. Silicone gaskets. Painting Process : 3 Step Process

1) Surface treatment with BONDERITE. A heavy metal free chemical surface treatment containing ceramic nano particles giving a cohesive, inorganic and highly dense protective coating. 2) PRE POLYMERIZATION a process of introducing an epoxy primer with excellent characteristics to the paint which also offers very high resistance to oxidation due to its Zinc content. 3) POLYMERIZATION a process with the application of polyester powder with high resistance against UV rays and harsh weather conditions. Resistance test protection for Marine applications for 1200h. Mechanical resistance IK 08

LIGHTING PERFORMANCE

Reflector in 99.98% pure anodized aluminium (with TC and HIT lamp version). Clear toughened glass 8 mm thick. Lamp adjustable ±15° position. LOR 47%


WIRING

Supply @@@{LunghezzaCavo}@@ cable section type H07RN-F. Fast connector IP67 (Ø 6÷12 mm) supplied as standard for single cable connection . Isolation: CLASS I . Available colours: Aluminium grey (cod.14). Weight: 8.6 Kg Glow Wire test: 650°C

Lamp not included.

This luminaire is compatible with bulbs of the energy classes: A+ (Regulation UE 874/2012).

TECHNICAL DATA SHEET ART. S.3842 - MINISLOT UP-DOWN ACCESSORIES



S.3812
ELLIPSOIDAL BEAM LENS
To install only with narrow beam angle optics.



S.3811
EXTENSIVE BEAM LENS
To install only with wide beam angle optics.

Further information

FIXING BASE

