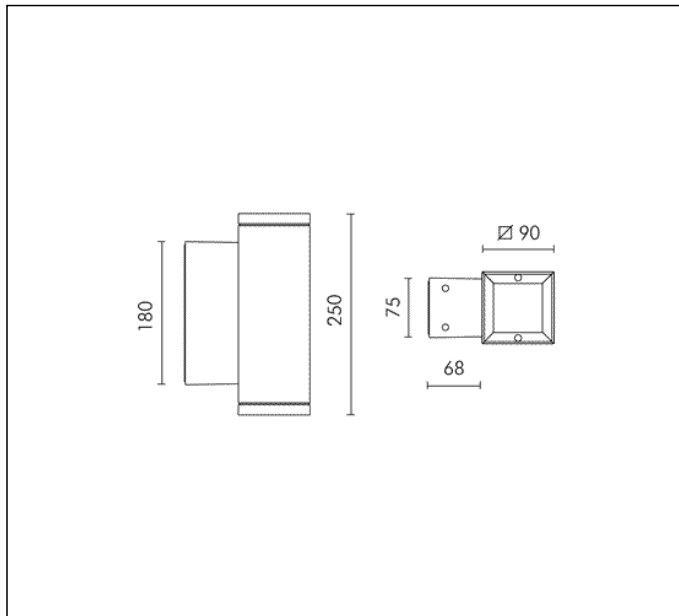



## TECHNICAL DATA SHEET ART. S.3813 - MICROSLOT UP-DOWN

Available until 31/12/2017 but subject to stock levels



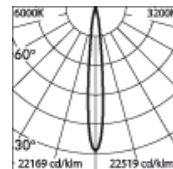
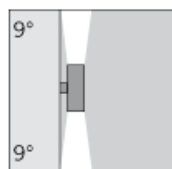
6 MODULES LED 6000K 230V 1068lm 9W CRI 75

Rated luminaire luminous flux: 820lm

Rated input power: 12W

Luminaire efficacy: 68lm/W

Electronic ballast 220÷240V 0/50/60Hz



h(m)	9° Ø(m)	6000K E(lx)	3200K E(lx)
1	0.16	9050	7297
2	0.33	2263	1824
3	0.49	1006	811
4	0.66	566	456
5	0.82	362	292



### PRODUCT TYPE

Wall mounted luminaire. IP rating IP 65

### MATERIAL CHARACTERISTICS

Aluminium die cast housing in EN AB-47100 (low copper content) and extruded EN AW-6060 with high resistance against corrosion. Stone wash surface treatment prior to painting process. A4 grade Stainless Steel screws with 2,5-3% molybdenum content which increases the resistance against corrosion. Silicone gaskets. Painting Process : 3 Step Process

1) Surface treatment with BONDERITE. A heavy metal free chemical surface treatment containing ceramic nano particles giving a cohesive, inorganic and highly dense protective coating. 2) PRE POLYMERIZATION a process of introducing an epoxy primer with excellent characteristics to the paint which also offers very high resistance to oxidation due to its Zinc content. 3) POLYMERIZATION a process with the application of polyester powder with high resistance against UV rays and harsh weather conditions. Resistance test protection for Marine applications for 1200h. Mechanical resistance IK 08

### LIGHTING PERFORMANCE

Clear toughened glass 6 mm thick. Lamp adjustable ±15° position. LOR --

### WIRING

Single cable entry (Ø 8 ÷ 12 mm). Isolation: CLASS I. Available colours: Aluminium grey (cod.14). Weight: 2.4 Kg Glow Wire test: 850°C

L.E.D circuit included.

**This luminaire contains built-in LED modules with energy class: A, A+, A++. In case of damage or malfunction please contact the manufacturer to receive additional instructions on how to replace and relative spare parts to order. The LED modules cannot be handled in the luminaire by the end user (Regulation UE 874/2012).**


LED circuit boards are engineered accordingly to actual Lumen Maintenance regulation (LM80) and Technical Memorandum (TM21) where uniformity and quality of light is 50.000 hours referred to L70 B20 Ta 25°C.

Lifecycle refers to LED circuit boards only, all others components of the luminaire are excluded.

### EMERGENCY VERSIONS

The fittings operates both on AC ( 50/60Hz ) and DC ( 0Hz ) voltage.

## TECHNICAL DATA SHEET ART. S.3813 - MICROSLOT UP-DOWN ACCESSORIES



**S.3892**

**ELLIPSOIDAL BEAM LENS**

To install only with narrow beam angle optics.

Available until 31/12/2017 but subject to stock levels