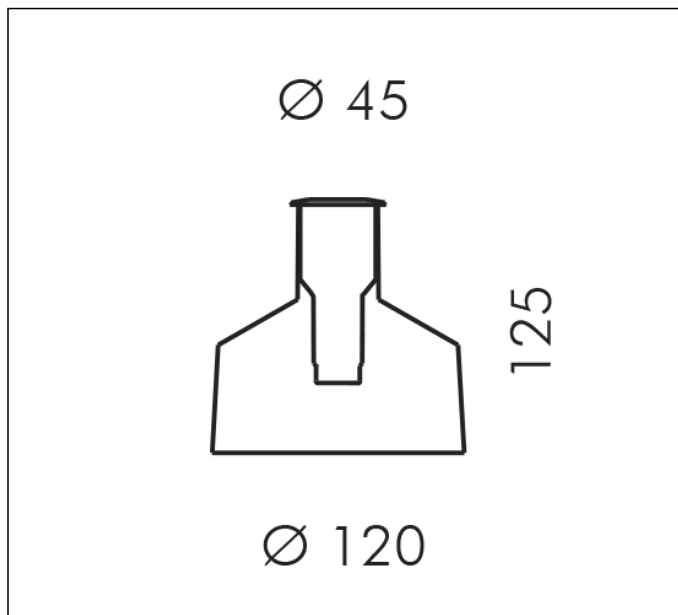


TECHNICAL DATA SHEET ART. S.3330WSC.19 - NANOLED WALK-OVER ROUND 45mm

Version is available on request



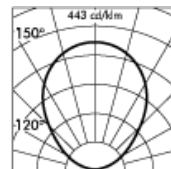
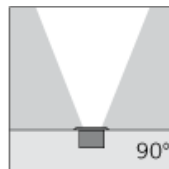
1 MODULES LED 3000K 24V 55lm 1W CRI 90

Rated luminaire luminous flux: 18lm

Rated input power: 1W

Luminaire efficacy: 18lm/W

Without transformer



h(m)	E(lx) 3000K	90°	E(lx) 4000K	90°
2.5	0	0	0	0
2.0	0	0	0	0
1.5	0	1	1	1
1.0	1	2	2	2
0.5	3	7	7	7

0.1 m 0(m) 0(m)



PRODUCT TYPE

Inground walk over fitting. Recessing depth 125 mm. IP rating IP 67

MATERIAL CHARACTERISTICS

Body made of AISI 316L monoblock stainless steel. Absence of screws (the luminaire is fixed to the recessing box with OR rings). Recessing box in polypropylene.

Mechanical resistance of diffusor IK 09 Maximum load capacity 500 Kg

LIGHTING PERFORMANCE

Toughened transparent or acid-etched glass. Lamp fixed position. LOR --

LOW SURFACE TEMPERATURE

Surface temperature of glass 40°C (Ta 25°C)

RECESSING BOX

Polypropylene recessing box with cable entry on all 2 sides also allows: 1) Easy wiring; 2) Cable management for IP67 fast connector; 3) Easy access to the fitting for maintenance purposes.

WIRING

Luminaire hard wired with neoprene cable 5m with cable gland. Isolation: CLASS III . Available colours: Stainless steel (cod.19). Weight: 0.6 Kg Glow Wire test: 750°C

L.E.D circuit included.

This luminaire contains built-in LED modules with energy class: A, A+, A++. In case of damage or malfunction please contact the manufacturer to receive additional instructions on how to replace and relative spare parts to order. The LED modules cannot be handled in the luminaire by the end user (Regulation UE 874/2012).

LED circuit boards are engineered accordingly to actual Lumen Maintenance regulation (LM80) and Technical Memorandum (TM21) where uniformity and quality of light is 50.000 hours referred to L70 B20 Ta 25°C.

Lifecycle refers to LED circuit boards only, all others components of the luminaire are excluded.

