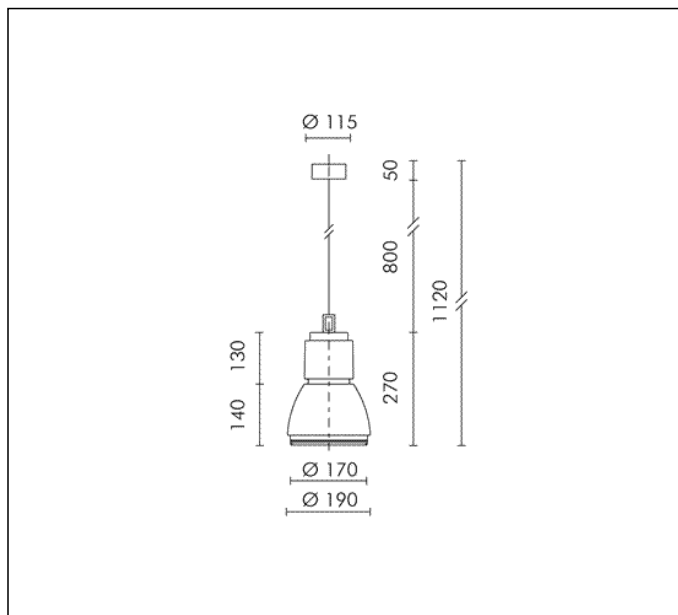
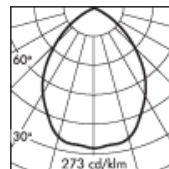
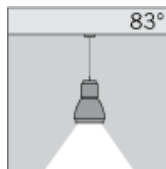


TECHNICAL DATA SHEET ART. S.1160 - MINIFOCUS SUSPENSION

Available until 31/12/2017 but subject to stock levels



TC-TEL 18W Gx24q-4 1200lm
 Rated luminaire luminous flux: 564lm
 Rated input power: 19W
 Luminaire efficacy: 30lm/W (LOR: 47%)
 Electronic ballast 220÷240V 0/50/60Hz



h(m)	Ø(m)	E(lx)
1	1.77	327
2	3.54	82
3	5.31	36
4	7.08	20
5	8.85	13

CE IP 66



PRODUCT TYPE

Suspension. IP rating IP 66

MATERIAL CHARACTERISTICS

Aluminium die cast housing in EN AB-47100 (low copper content) with high resistance against corrosion. Stone wash surface treatment prior to painting process. A4 grade Stainless Steel screws with 2,5-3% molybdenum content which increases the resistance against corrosion. Pre treated Silicone Gaskets. Painting Process : 3 Step Process

1) Surface treatment with BONDERITE. A heavy metal free chemical surface treatment containing ceramic nano particles giving a cohesive, inorganic and highly dense protective coating. 2) PRE POLYMERIZATION a process of introducing an epoxy primer with excellent characteristics to the paint which also offers very high resistance to oxidation due to its Zinc content. 3) POLYMERIZATION a process with the application of polyester powder with high resistance against UV rays and harsh weather conditions. Resistance test protection for Marine applications for 1200h. The 8 mm thick tempered glass diffuser is fixed to the external body by a silicon resin and positioned flush with the support ring. Mechanical resistance IK 10 Maximum load capacity --

LIGHTING PERFORMANCE

The lathed anodized reflector is composed of 99,98% pure anodized aluminium with a bright polish finish. LOR 47%

INSTALLATION AND MAINTENANCE

The steel suspension cable is connected to the fixing base of the luminaire. To facilitate installation, a disconnecting switch immediately interrupts the circuit when the cover is opened. Steel suspension cable 80 cm length. The screws that fix the front glass holder to the main body of the projector are also in AISI 316L stainless steel with anti loss washers. The glass diffuser and front support ring are secured to the body of the projector by a pivoting hinge assembly that when opened allows for easy access to the lamp and the reflector. All the internal accessories such as lenses, coloured filters and antiglare shield are fixed to the pivoting front support ring and allow for easy access to the lamp and reflector.

WIRING

Luminaire hard wired with cable. Isolation: CLASS I. Available colours: Aluminium grey (cod.14). Weight: 4.1 Kg Glow Wire test: 960°C

Lamp not included.

This luminaire is compatible with bulbs of the energy classes: B (Regulation UE 874/2012).

EMERGENCY VERSIONS

The fittings operates both on AC (50/60Hz) and DC (0Hz) voltage.

TECHNICAL DATA SHEET ART. S.1160 - MINIFOCUS SUSPENSION

Further information

FIXING BASE

