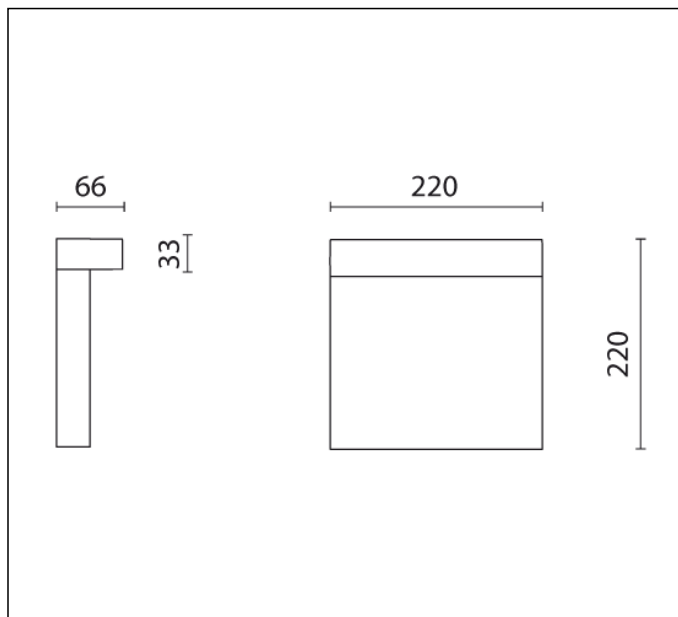


## TECHNICAL DATA SHEET ART. L.9206N - MINI-LOOK BOLLARD WOOD SINGLE EMISSION H. 220mm

Version is available on request



red dot award 2016  
winner

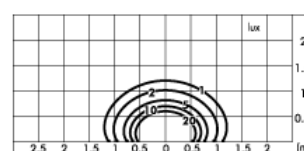
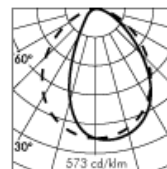
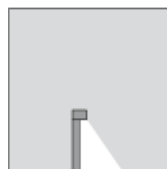
MODULES LED 4000K 230V 1048lm CRI 90 MacAdam step 3

Rated luminaire luminous flux: 361lm

Rated input power: 12.5W

Luminaire efficacy: 29lm/W

Electronic ballast 220÷240V 0/50/60Hz



\* Photometric measured using WHITE LED 3000K



### PRODUCT TYPE

Bollard fitting. IP rating IP 65

### MATERIAL CHARACTERISTICS

Aluminium die cast housing in EN AB-47100 (low copper content) with high resistance against corrosion. Extruded EN AW-6060 aluminium structure (bollard version) with high corrosion resistance. Oiled TEAK wood finish 8mm thick. Stone wash surface treatment prior to painting process. A4 grade Stainless Steel screws with 2,5-3% molybdenum content which increases the resistance against corrosion. Silicone gaskets. Painting Process : 3 Step Process

1) Surface treatment with BONDERITE. A heavy metal free chemical surface treatment containing ceramic nano particles giving a cohesive, inorganic and highly dense protective coating. 2) PRE POLYMERIZATION a process of introducing an epoxy primer with excellent characteristics to the paint which also offers very high resistance to oxidation due to its Zinc content. 3) POLYMERIZATION a process with the application of polyester powder with high resistance against UV rays and harsh weather conditions. Resistance test protection for Marine applications for 1200h. Mechanical resistance IK 06

### LIGHTING PERFORMANCE

Toughened glass diffuser. LOR --. Colour rendering index CRI 90, Colour stability step MacAdam step 3.

### WIRING

Luminaire hard wired with single neoprene cable. (with cable gland Bollard versions).

### MAINTENANCE

This product has been manufactured with hand crafted procedures, therefore small imperfections, subsidence of the wood surface, actual cracks and future, colour ripples and variations over time, are deliberately present and they are a feature of the wood, proving the hand-made manufacturing procedure.

Isolation: CLASS II . Available colours: White (cod.01). Weight: 1.5 Kg Glow Wire test: --

Lamp included.

### LOOK and COOL REGISTERED DESIGN

This luminaire contains built-in LED modules with energy class: A, A+, A++. In case of damage or malfunction please contact the manufacturer to receive additional instructions on how to replace and relative spare parts to order. The LED modules cannot be handled in the luminaire by the end user (Regulation UE 874/2012).

LED circuit boards are engineered accordingly to actual Lumen Maintenance regulation (LM80) and Technical Memorandum (TM21) where uniformity and quality of light is 50.000 hours referred to L70 B20 Ta 25°C.

Lifecycle refers to LED circuit boards only, all others components of the luminaire are excluded.

### EMERGENCY VERSIONS

The fittings operates both on AC ( 50/60Hz ) and DC ( 0Hz ) voltage.

## TECHNICAL DATA SHEET ART. L.9206N - MINI-LOOK BOLLARD WOOD SINGLE EMISSION H. 220m ACCESSORIES



**S.7249**

**FLANGE**

Steel flange with stainless steel screws (to be fixed in concrete).